

GAGGENAU

Lista de Precios 2025

COD-31012025



HOMEA
PREMIUM

HOMEA
www.homea.mx
Email: ventas@homea.mx
Whatsapp: (442)258.0251
Tel: (442)216.3552
Lada sin Costo: 01(800)701.2121



EB 333 Oven - 400 Series Ovens



EB 333 oven

PRICE



- Oven
- Stainless steel
- Width 36" (90 cm)
- One-piece front-hinged door with 3 mm precision crafted stainless steel front door panel
- Cushioned door opening and closing system
- Diagonally positioned light sources for optimal interior lighting
- Pyrolytic system
- 17 heating methods with core temperature probe, rotisserie spit and baking stone function
- Automatic programs
- Core temperature probe with estimation of cooking time

- Convection fan rotates in both directions for ideal heat distribution
- TFT touch display
- Panel-free appliance with control module behind glass
- Electronic temperature control from 85°F - 550°F
- Net volume 3.6 cu.ft.
- Home Connect™
- Star-K certified

EB 333 611
stainless steel, 36" (90 cm)

\$17,312

- Drop-down door



Included accessories

- 1 baking tray, enamelled pyrolysis-safe
- 1 rotisserie spit
- 1 wire rack
- 1 broiling tray with wire rack
- 1 plug-in core temperature probe

400 series ovens



- 400 series oven
- Stainless steel-backed full glass door
- Width 30" (76 cm)
- Controls on top Handleless door / automatic door opening / door opening via voice assistant possible
- Pyrolysis system
- 17 heating methods, with rotisserie spit, roaster and baking stone function
- Automatic programs
- Core temperature probe with estimation of cooking time

- TFT touch display
- Electronic temperature control from 85°F to 550°F
- Net volume 4.5 cu.ft.
- Home Connect™
- Star-K certified

BO 480 613
stainless steel, 30" (76 cm), right-hinged

\$14,048

BO 481 613
stainless steel, 30" (76 cm), left-hinged

\$14,048

Note: Side-hinge doors are not reversible.



Included accessories

- 1 baking tray, pyrolysis-safe enamel
- 1 rotisserie spit
- 1 wire rack
- 1 broiling tray with wire rack
- 1 plug-in core temperature probe

BO 480 613

- Top controls
- Right-hinged

BO 481 613

- Top controls
- Left-hinged



400 series ovens

PRICE



- 400 series oven
- Stainless steel-backed full glass door
- Width 24" (60 cm)
- Controls on top
- Handleless door / automatic door opening / door opening via voice assistant possible
- Pyrolysis system
- 13 heating methods, with core temperature probe and baking stone function
- Automatic programs
- Core temperature probe with estimation of cooking time

- TFT touch display
- Electronic temperature control from 85°F to 550°F
- Net volume 3.2 cu.ft.
- Home Connect™
- Star-K certified

Included accessories

- 1 baking tray, pyrolysis-safe enamel
- 1 wire rack
- 1 broiling tray with wire rack
- 1 plug-in core temperature probe

BO 450 612 \$11,527
stainless steel, 24" (60 cm), right-hinged

BO 451 612 \$11,527
stainless steel, 24" (60 cm), left-hinged

Note: Side-hinge doors are not reversible.



- BO 450 612
- Top controls
 - Right-hinged

- BO 451 612
- Top controls
 - Left-hinged

400 series Combi-steam ovens



- 400 series Combi-steam oven
- Stainless steel-backed full glass door
- Width 30" (76 cm)
- Controls at the bottom
- Handleless door / automatic door opening / door opening via voice assistant possible
- Fixed inlet and outlet water connection
- Cleaning system, fully automatic
- Large cavity
- 2 LED light sources
- External steam generation
- Steaming without pressure
- Convection from 85°F 450°F at variable humidity levels of 0%, 30%, 60%, 80% or 100%
- Sous-vide cooking with accurate temperature regulation
- Full surface broil element behind glass ceramic, combinable with convection up to 450 °F and steam
- Automatic programs

- Core temperature probe with estimation of cooking time
- Convection fan rotates in both directions for ideal heat distribution
- TFT touch display
- Centralized controls for easy use and intuitive operation
- Electronic temperature control from 85°F 450°F
- Net volume 2.1 cu.ft.
- Home Connect™
- Star-K certified

Included accessories

- 1 Cooking container, stainless steel, perforated
- 1 Cooking container, stainless steel, unperforated
- 1 wire rack
- 1 plug-in core temperature probe
- 1 outlet hose (118") on the appliance, interior diameter 1 3/16" (the water connection is the same as for the dishwasher)
- 1 water inlet hose, 118" long (3 m)
- 4 cleaning cartridges

BS 484 612 \$16,125
stainless steel, 30" (76 cm), right-hinged

BS 485 612 \$16,125
stainless steel, 30" (76 cm), left-hinged

Note: Side-hinge doors are not reversible.

Required accessory: Part No 170 024 90, Descaling tablets, set of 4



- BS 484 612
- Bottom controls
 - Right-hinged
 - Plumbed with drain
 - No electrical appliances can be installed above the Combi-steam oven

- BS 485 612
- Bottom controls
 - Left-hinged
 - Plumbed with drain
 - No electrical appliances can be installed above the Combi-steam oven



- 400 series Combi-steam oven
- Stainless steel-backed full glass door
- Width 24" (60 cm)
- Controls at the top
- Handleless door / automatic door opening / door opening via voice assistant possible
- Fixed inlet and outlet water connection
- Cleaning system, fully automatic
- Large cavity
- 2 LED light sources
- External steam generation
- Steaming without pressure
- Convection from 85°F 450°F at variable humidity levels of 0%, 30%, 60%, 80% or 100%
- Sous-vide cooking with accurate temperature regulation
- Full surface broil element behind glass ceramic, combinable with convection up to 450 °F and steam
- Automatic programs

- Core temperature probe with estimation of cooking time
- Convection fan rotates in both directions for ideal heat distribution
- TFT touch display
- Centralized controls for easy use and intuitive operation
- Electronic temperature control from 85°F 450°F
- Net volume 2.1 cu.ft.
- Home Connect™
- Star-K certified

Included accessories

- 1 Cooking container, stainless steel, perforated
- 1 Cooking container, stainless steel, unperforated
- 1 wire rack
- 1 plug-in core temperature probe
- 1 outlet hose (118") on the appliance, interior diameter 1 3/16" (the water connection is the same as for the dishwasher)
- 1 water inlet hose, 118"
- 4 cleaning cartridges

BS 470 612 \$14,642
stainless steel, 24" (60 cm), right-hinged

BS 471 612 \$14,642
stainless steel, 24" (60 cm), left-hinged

Note: Side-hinge doors are not reversible.

Required accessory: Part No 170 024 90, Descaling tablets, set of 4



- BS 470 612
- Top controls
 - Right-hinged
 - Plumbed with drain
 - No electrical appliances can be installed above the Combi-steam oven

- BS 471 612
- Top controls
 - Left-hinged
 - Plumbed with drain
 - No electrical appliances can be installed above the Combi-steam oven

400 series Combi-steam ovens

PRICE



- 400 series Combi-steam oven
 - Stainless steel-backed full glass door
 - Width 24" (60 cm)
 - Controls at the bottom
 - Handleless door / automatic door opening / door opening via voice assistant possible
 - Fixed inlet and outlet water connection
 - Cleaning system, fully automatic
 - Large cavity
 - 2 LED light sources
 - External steam generation
 - Steaming without pressure
 - Convection from 85°F 450°F at variable humidity levels of 0%, 30%, 60%, 80% or 100%
 - Sous-vide cooking with accurate temperature regulation
 - Full surface broil element behind glass ceramic, combinable with convection up to 450 °F and steam
 - Automatic programs
 - Core temperature probe with estimation of cooking time
 - Convection fan rotates in both directions for ideal heat distribution
 - TFT touch display
 - Centralized controls for easy use and intuitive operation
 - Electronic temperature control from 85°F 450°F
 - Net volume 2.1 cu.ft.
 - Home Connect™
 - Star-K certified
- Included accessories**
- 1 Cooking container, stainless steel, perforated
 - 1 Cooking container, stainless steel, unperforated
 - 1 wire rack
 - 1 plug-in core temperature probe
 - 1 outlet hose (118") on the appliance, interior diameter 1³/₁₆" (the water connection is the same as for the dishwasher)
 - 1 water inlet hose, 118"
 - 4 cleaning cartridges

BS 474 612 \$14,642
stainless steel, 24" (60 cm), right-hinged

BS 475 612 \$14,642
stainless steel, 24" (60 cm), left-hinged

Note: Side-hinge doors are not reversible.



Required accessory: Part No 170 024 90, Descaling tablets, set of 4

BS 474 612

- Bottom controls
- Right-hinged
- Plumbed with drain
- No electrical appliances can be installed above the Combi-steam oven

BS 475 612

- Bottom controls
- Left-hinged
- Plumbed with drain
- No electrical appliances can be installed above the Combi-steam oven

400 series Combi-microwave ovens



- 400 series Combi-microwave oven
- Stainless steel-backed full glass door
- Width 30" (76 cm)
- Controls at the bottom
- Handleless door/automatic door opening
- Single operation and combination of microwave, grill and oven
- Sequential operation of up to five modes including programming of combined operation and rest time
- TFT touch display
- Centralized controls for easy use and intuitive operation
- Electronic temperature control
- Net volume 1.3 cu.ft.
- Star-K certified

Included accessories

- 1 combination wire rack
- 1 glass tray

BM 484 710 \$9,130
stainless steel, 30" (76 cm), right-hinged

BM 485 710 \$9,130
stainless steel, 30" (76 cm), left-hinged

Note: Side-hinge doors are not reversible.



Required accessory: Part No 170 024 90, Descaling tablets, set of 4

BM 484 710

- Bottom controls
- Right-hinged

BM 485 710

- Bottom controls
- Left-hinged



- 400 series Combi-microwave oven
- Stainless steel-backed full glass door
- Width 24" (60 cm)
- Controls on top
- Handleless door/automatic door opening
- Single operation and combination of microwave, grill and oven
- Sequential operation of up to five modes including programming of combined operation and rest time
- TFT touch display
- Centralized controls for easy use and intuitive operation
- Electronic temperature control
- Net volume 1.3 cu.ft.
- Star-K certified

Included accessories

- 1 combination wire rack
- 1 glass tray

BM 450 710 \$8,044
stainless steel, 24" (60 cm), right-hinged

BM 451 710 \$8,044
stainless steel, 24" (60 cm), left-hinged

Note: Side-hinge doors are not reversible.



Required accessory: Part No 170 024 90, Descaling tablets, set of 4

BM 450 710

- Top controls
- Right-hinged

BM 451 710

- Top controls
- Left-hinged

400 series espresso machines

PRICE



- 400 series plumbed, fully automatic espresso machine
 - Stainless steel-backed full glass door
 - Width 24" (60 cm)
 - Controls on top
 - Handleless door / automatic door opening
 - Fixed inlet and outlet water connection
 - Continuous flow heater means no waiting time and constant brewing temperature
 - Aroma brewing technology for a full aroma
 - Single portion cleaning
 - TFT touch display
 - Centralized controls for easy use and intuitive operation
- One-touch operation
 - Personalization function
 - Seven light settings
 - Electronic fill level control for milk, water and coffee to ensure a perfect result
 - Home Connect™
- Included accessories**
- 1 assembly screws
 - 1 scoop
 - 1 water hardness test strip
 - 1 milk container (insulated) 17 oz. (0.5 liters)
 - 1 connection hose for milk frother
 - 1 milk tube
 - 1 bean container with lid

CM 470 712 \$7,650
 stainless steel, 24" (60 cm), left-hinged

- Plumbed, fixed water connection and drain.
- Left-hinged only
- Plumbed with drain
- Home Connect



- 400 series non-plumbed, fully automatic espresso machine
 - Stainless steel-backed full glass door
 - Width 24" (60 cm)
 - Controls on top
 - Handleless door / automatic door opening
 - Continuous flow heater means no waiting time and constant brewing temperature
 - Aroma brewing technology for a full aroma
 - Single portion cleaning
 - TFT touch display
 - Centralized controls for easy use and intuitive operation
- One-touch operation
 - Personalization function
 - Seven light settings
 - Electronic fill level control for milk, water and coffee to ensure a perfect result
 - Home Connect™
- Included accessories**
- 1 measuring spoon
 - 1 assembly screws
 - 1 milk container 17 oz. (0.5 liters)
 - 1 water hardness test strip
 - 1 connection hose for milk frother
 - 1 milk tube
 - 1 bean container with lid

CM 450 712 \$6,971
 stainless steel, 24" (60 cm), left-hinged

- Left-hinged only
- Water tank
- Home Connect



400 series vacuuming drawers



- 400 series vacuuming drawer
 - Stainless steel-backed glass front
 - Width 24" (60 cm), Height 8 3/16" (21 cm)
 - Integrable in 8 3/16" high cut-out
 - Hygienic stainless steel vacuuming chamber, applicable height up to 8 3/16"
 - 3 vacuuming levels for vacuuming in the chamber, max. 99%
 - 3 vacuuming levels for vacuuming outside the chamber, max. 90%
 - Automatic connection recognition for vacuuming outside the chamber
- Handleless drawer
 - Cushioned closing system
 - Net volume 0.25 cu.ft.
- Included accessories**
- 1 vacuuming bag, small (50 pcs.)
 - 1 vacuuming bag, big (50 pcs.)
 - 1 raised vacuuming platform
 - 1 adapter for vacuuming outside the chamber
 - 1 vacuuming hose
 - 1 adapter for bottle plugs
 - 3 plugs for vacuuming of bottles

DV 463 710 \$5,880
 stainless steel, 24" (60 cm), height 8 3/16" (21 cm)

- Vacuuming chamber size same as DV 461 710



- 400 series vacuuming drawer
 - Stainless steel-backed glass front
 - Width 24" (60 cm), Height 5 1/2" (14 cm)
 - Integrable in 5 1/2" high cut-out
 - Hygienic stainless steel vacuuming chamber, applicable height up to 3 5/32"
 - 3 vacuuming levels for vacuuming in the chamber, max. 99%
 - 3 vacuuming levels for vacuuming outside the chamber, max. 90%
 - Automatic connection recognition for vacuuming outside the chamber
- Handleless drawer
 - Cushioned closing system
 - Net volume 0.25 cu.ft.
- Included accessories**
- 1 vacuuming bag, small (50 pcs.)
 - 1 vacuuming bag, big (50 pcs.)
 - 1 raised vacuuming platform
 - 1 adapter for vacuuming outside the chamber
 - 1 vacuuming hose
 - 1 adapter for bottle plugs
 - 3 plugs for vacuuming of bottles

DV 461 710 \$5,473
 stainless steel, 24" (60 cm), height 5 1/2" (14 cm)

- Vacuuming chamber size same as DV 463 710

400 series warming drawers

PRICE



- 400 series warming drawer
- Stainless steel-backed glass front
- Width 30" (76 cm), Height 8 3/16" (21 cm)
- Handleless warming drawer
- Bright interior light
- Cushioned closing system
- Hygienic stainless steel interior with glass bottom
- 4 temperature levels ranging from 100°F – 175°F
- Also for preparing and cooking meals
- Net volume 1.3 cu.ft.

WS 482 710 \$4,217
stainless steel, 30" (76 cm), height 8 3/16" (21 cm)



- 400 series warming drawer
- Stainless steel-backed glass front
- Width 24" (60 cm), Height 5 3/8" (14 cm)
- Handleless warming drawer
- Bright interior light
- Cushioned closing system
- Hygienic stainless steel interior with glass bottom
- 4 temperature levels ranging from 100°F – 175°F
- Also for preparing and cooking meals
- Net volume 0.75 cu.ft.

WS 461 710 \$3,598
stainless steel, 24" (60 cm), height 5 3/8" (14 cm)



- 400 series warming drawer
- Stainless steel-backed glass front
- Width 24" (60 cm), Height 8 3/16" (21 cm)
- Handleless warming drawer
- Perfect for a side-by-side combination of 30" single oven and 24" Combi-steam oven, Combi-microwave oven or a 24" espresso machine
- Bright interior light
- Cushioned closing system
- Hygienic stainless steel interior with glass bottom
- 4 temperature levels ranging from 100°F – 175°F
- Also for preparing and cooking meals
- Net volume 1.0 cu.ft.

WS 463 710 \$3,753
stainless steel, 24" (60 cm), height 8 3/16" (21 cm)



200 Series Ovens



200 series Combi-microwave oven

PRICE



- 200 series Combi-microwave oven
- Full glass door in Gaggenau Metallic
- Width 24" (60 cm)
- Controls on top
- Flush installation
- Single operation and combination of microwave, grill and oven
- Sequential operation of up to five modes including programming of combined operation and rest time
- TFT touch display
- Electronic temperature
- Star-K certified

Included accessories

- 1 combination wire rack
- 1 glass tray

BMP 250 710 \$7,501
metallic, 24" (60 cm), right-hinged

BMP 251 710 \$7,501
metallic, 24" (60 cm), left-hinged

Note: Side-hinge doors are not reversible.



BMP 250 710

- Top controls
- Right-hinged
- Flush mount with handle

BMP 251 710

- Top controls
- Left-hinged
- Flush mount with handle

200 series espresso machine



- 200 series fully automatic espresso machine
- Glass front in Gaggenau Metallic
- Width 24" (60 cm)
- Controls on top
- Flush installation
- Handleless door/cushioned door closing system
- Continuous flow heater means no waiting time and constant brewing temperature
- Aroma brewing technology for a full aroma
- Single portion cleaning
- TFT touch display
- One-touch operation
- Personalization function
- Seven light settings
- Electronic fill level control for milk, water and coffee to ensure a perfect result

Included accessories

- 1 measuring spoon
- 1 assembly screws
- 1 milk container 17 oz. (0.5 liters)
- 1 water hardness test strip
- 1 connection hose for milk frother
- 1 milk tube

CMP 250 711 \$6,293
metallic, left-hinged, 24" (60 cm)

- Left-hinged only
- Water tank
- Flush mount

200 series warming drawer







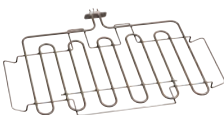


- 200 series warming drawer
- Glass front in Gaggenau Metallic
- Width 24" (60 cm), Height 5 1/2" (14 cm)
- Flush installation
- Handleless drawer
- Push-to-open system
- Hygienic stainless steel interior with glass bottom
- 4 temperature levels ranging 100°F - 175°F
- Keeps food and drinks warm, also for preparing and cooking meals
- Net volume 0.7 cu.ft.

WSP 221 710 \$2,671
metallic, 24" (60 cm), height 5 1/2" (14 cm)

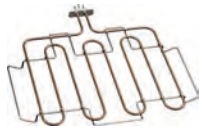




- Flush mounted
- Handleless push-to-open

Oven accessories

	EB 333	BO 450/1 ovens 24"	BX/BO 480/1 ovens 30"	BS Combi-steam oven 24"/30"	DV vacuuming drawer	BOP ovens 24"	BMP ovens	
 <ul style="list-style-type: none"> - Pull-out system for 30" single/double oven - Fully extendable telescopic rails and enameled cast iron frame 	•	•						BA 018 165 \$747 <ul style="list-style-type: none"> - For use with select 30" (76 cm) ovens - Fully extendable telescopic rails and enamelled cast-iron frame - Wire rack included
 <ul style="list-style-type: none"> - Pull-out system for 24" oven - Fully extendable telescopic rails and enameled cast iron frame 		•				•		BA 016 165 \$611
 <ul style="list-style-type: none"> - Baking tray, enameled - 1" deep, for use with 30" oven. 	•		•					BA 028 115 \$272 <ul style="list-style-type: none"> - For select 30" (76 cm) ovens - Enameled finish - Depth is 1" - This item has model numbers of BA 028 113 and BA 028 115
 <ul style="list-style-type: none"> - Baking tray, enameled - 5/16" deep, for use with 24" oven 		•				•		BA 026 115 \$178 <ul style="list-style-type: none"> - For select 24" (60 cm) ovens - Enamelled finish, beveled front edge - 18.1" x 14.4" x 1" - Compatible with Pull-Out Rail System BA 016 103 and BA 016 105 (Part No. 00 468 416)
 <ul style="list-style-type: none"> - Wire rack, chromium-plated, for use with 30" oven - Without opening, with feet 	•		•					BA 038 165 \$178 <ul style="list-style-type: none"> - For use with select 30" (76 cm) ovens - Chromium plated - Without opening, with feet
 <ul style="list-style-type: none"> - Wire rack, chromium-plated, for use with 24" oven - Without opening, with feet. 		•				•		BA 036 165 \$136 <ul style="list-style-type: none"> - For use with select 24" (60 cm) ovens - Chrome-plated - Without opening, with feet
 <ul style="list-style-type: none"> - Heating element for baking stone for 30" single/double oven 	•		•					BA 058 115 \$272 <ul style="list-style-type: none"> - For select 30" (76 cm) ovens - Bakes items on baking stone evenly - Heats up to 572 degrees Fahrenheit - For baking stone kit (includes stone, wire rack and paddle) order Part No. 00574698, for baking stone only order Part No. 00144834, for wire rack to hold baking stone order Part No. 00687356, for pizza paddle only order Part No. 00097367

Oven accessories

PRICE



	EB 333	BO 450/1 ovens 24"	BX/BO 480/1 ovens 30"	BS Combi-steam oven 24"/30"	DV vacuuming drawer	BOP ovens 24"	BMP ovens	
 <ul style="list-style-type: none"> - Heating element for baking stone for 24" single oven 		•				•		BA 056 115 \$217 <ul style="list-style-type: none"> - For select 24" (60 cm) ovens - Bakes items on baking stone evenly - For baking stone only order Part No. 00141402, for wire rack to hold baking stone order Part No. 00672989, for baking stone kit order Part No. 00468251, for pizza paddle order Part No. 00097367
 <ul style="list-style-type: none"> - Baking stone, for use with 30" oven - Incl. baking stone support and pizza peel (heating element must be ordered separately). Cannot be used in combination with pull-out system. 	•		•					BA 058 133 \$598 <ul style="list-style-type: none"> - For select 30" (76 cm) ovens - not to be used with pull-out rail system - Creates the perfect crust on pizza and bread - Includes baking stone, wire rack and pizza paddle - For heating element order Part No. 00574647, for pizza paddle order Part No. 00097367
 <ul style="list-style-type: none"> - Baking stone, for use with 24" oven - Incl. baking stone support and pizza peel (heating element must be ordered separately). Cannot be used in combination with pull-out system. 		•				•		BA 056 133 \$530 <ul style="list-style-type: none"> - For use with select 24" (60 cm) ovens, not to be used with the Pull-Out Rail System - Baking stone bakes pizza, bread and other items evenly - Includes baking stone, wire rack support for stone and 1 pizza paddle - For heating element, please order Part No. 00672990
 <ul style="list-style-type: none"> - Pizza peel, set of 2 	•	•	•			•		BS 020 002 \$123 <ul style="list-style-type: none"> - Sturdy pizza paddles with large surface area - Ideal for removing baked goods (such as pizza and bread) out of your oven - Made of wood - Each paddle is approximately 12" wide and 0.25" thick - For 1 pizza paddle, order Part No. 00097367
 <ul style="list-style-type: none"> - Gastronorm roaster in cast aluminum - GN 2/3, height 6 1/2" (165 mm), non-stick For roasting in oven with roasting function - Lower and upper part can also be used separately, height 4" (100 mm) and 2 1/2" (65 mm) - For ovens with heating element BA 056 115 or BA 058 115 and pull-out system BA 016 or BA 018 (both to be ordered separately) and for Combi-steam oven with GN 010 330 adapter and pull-out system BA 010 301 (both to be ordered separately) 	•	•	•	•		•		GN 340 230 \$815 <ul style="list-style-type: none"> - For roasting in ovens and steam ovens - Lid and roasting dish can be used separately to cook 2 dishes - Non-stick, cast aluminum - Gastronorm 2/3, roaster height 4", lid height 2.5" - Wire rack support for this roaster sold separately (Part No. 17003109)

Oven accessories

PRICE






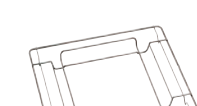

	EB 333	BO 450/1 ovens 24"	BX/BO 480/1 ovens 30"	BS Combi-steam oven 24"/30"	DV vacuuming drawer	BOP ovens 24"	BMP ovens	
 <ul style="list-style-type: none"> - Broil pan, enameled - With feet and rotisserie spit attachment, 9/16" deep, for use with 30" oven 	•		•					<p>Part No. 17001373 See Cleaners & Accessories Price List</p> <ul style="list-style-type: none"> - For select 30" (76 cm) ovens - Enameled finish - Contains feet and rotisserie spit attachment - Depth is 1"
 <ul style="list-style-type: none"> - Broil pan, enameled - 1" deep, for use with 24" oven 		•				•		<p>BA 226 105 \$162</p> <ul style="list-style-type: none"> - For select 24" (60 cm) ovens - Enameled finish - Depth is 1"
 <ul style="list-style-type: none"> - Glass tray for 24" BO / BOP ovens and 24"/30" BS ovens - 1" deep 		•	•	•		•		<p>BA 046 117 \$230</p> <ul style="list-style-type: none"> - Depth is 1" - Heavy-duty, fully transparent
 <ul style="list-style-type: none"> - Stainless steel knobs with black coating 	•							<p>BA 090 100 \$272</p> <ul style="list-style-type: none"> - Black control knobs for EB 333 oven - Set of 2

Combi-steam oven accessories

	EB 333	BO 450/1 ovens 24"	BX/BO 480/1 ovens 30"	BS Combi-steam oven 24"/30"	DV vacuuming drawer	BOP ovens 24"	BSP ovens	BMP ovens	
 <ul style="list-style-type: none"> - Gastronorm insert, stainless steel - 1 1/2" deep, GN 2/3, full tray size - Unperforated, 3 qt. - Must order GN 010 330 adapter separately 				•			•		<p>GN 114 230 \$298</p> <ul style="list-style-type: none"> - For use in select steam ovens - Unperforated, stainless steel pan - Gastronorm size 2/3, 1.5" (40 mm) depth - For the full-size perforated pan, order Part No. 00357307
 <ul style="list-style-type: none"> - Gastronorm insert, stainless steel - 1 1/2" deep, GN 2/3, full tray size - Perforated, 3 qt. - Must order GN 114 130 adapter separately 				•			•		<p>GN 124 230 \$298</p> <ul style="list-style-type: none"> - For use with select steam ovens - Perforated, stainless steel pan - Gastronorm size 2/3, 1.5" (40 mm) depth - For full size unperforated pan, order Part No. 00358656

Combi-steam oven accessories

PRICE

	EB 333	BO 450/1 ovens 24"	BX/BO 480/1 ovens 30"	BS Combi-steam oven 24"/30"	DV vacuuming drawer	BOP ovens 24"	BSP ovens	BMP ovens	
 <ul style="list-style-type: none"> - Triple telescopic pull-out rack - For Combi-steam oven - Can be used with any of the cooking containers, glass tray, or adapter 				•					BA 010 301 \$517 <ul style="list-style-type: none"> - Triple telescopic pull-out rack system for select comb-steam ovens - Safely pull out heavy dishes with ease
 <ul style="list-style-type: none"> - Combi-Steam cooking container, stainless steel, unperforated, 1 1/8" (40 mm) deep, 5 qt. 				•					BA 020 361 \$381
 <ul style="list-style-type: none"> - Large Combi-steam oven pan, non-stick, unperforated, 1 1/8" (40 mm) deep, 5 qt. 				•					BA 020 381 \$433
 <ul style="list-style-type: none"> - Cooking container, stainless steel, perforated - 1 1/8" (40 mm) deep - 5 qt. 				•					BA 020 370 \$381 <ul style="list-style-type: none"> - For use with select steam ovens - Perforated, stainless steel pan - Gastronorm size 2/3, 1.5" (40 mm) depth - For full size unperforated pan, order Part No. 17003099
 <ul style="list-style-type: none"> - Cooking container, non-stick, unperforated - 1 1/8" (40 mm) deep - 5 qt. 				•					BA 020 390 \$433 <ul style="list-style-type: none"> - For select steam ovens - Perforated, non-stick finish - Gastronorm 2/3, 1.5" (40 mm) depth - For full size unperforated pan, order Part No. 17003101
 <ul style="list-style-type: none"> - Adapter for gastronorm insert and GN 340 230 roaster - For use in Combi-steam ovens, 				•					GN 010 330 \$339 <ul style="list-style-type: none"> - Wire rack to support roaster GN340230 (Part No. 00570316) - Roaster with lid sold separately, please order Part No. 00570316
 <ul style="list-style-type: none"> - Glass tray for 24"/30" BS ovens - 1" deep - Can also be used with 24" BO and BOP ovens. 		•	•	•		•			BA 046 117 \$230 <ul style="list-style-type: none"> - Depth is 1" - Heavy-duty, fully transparent


Combi-steam oven accessories

PRICE



	EB 333	BO 450/1 ovens 24"	BX/BO 480/1 ovens 30"	BS Combi-steam oven 24"/30"	DV vacuuming drawer	BOP ovens 24"	BSP ovens	BMP ovens	
 <ul style="list-style-type: none"> - Gastronorm roaster in cast aluminum - GN 2/3, height 6 1/2" (165 mm), non-stick For roasting in oven with roasting function - Lower and upper part can also be used separately, height 4" (100 mm) and 2 1/2" (65 mm) - For ovens with heating element BA 056 115 or BA 058 115 and pull-out system BA 016 or BA 018 (both to be ordered separately) and for Combi-steam oven with GN 010 330 adapter and pull-out system BA 010 301 (both to be ordered separately) 	•	•	•	•		•	•		GN 340 230 \$815 <ul style="list-style-type: none"> - For roasting in ovens and steam ovens - Lid and roasting dish can be used separately to cook 2 dishes - Non-stick, cast aluminum - Gastronorm 2/3, roaster height 4", lid height 2.5" - Wire rack support for this roaster sold separately (Part No. 17003109)
 <ul style="list-style-type: none"> - Gastronorm insert, stainless steel - 1 1/2" deep, GN 1/3, half tray size - Unperforated, 1.5 qt. - Must order GN 114 130 adapter separately 				•			•		GN 114 130 \$204 <ul style="list-style-type: none"> - Unperforated, stainless steel pan - Dishwasher safe - Gastronorm size 1/3, 1.5" (40 mm) depth - For the half size perforated pan, order Part No. 00571634
 <ul style="list-style-type: none"> - Gastronorm insert, stainless steel - 1 1/2" deep, GN 1/3, half tray size - Perforated, 1.5 qt. - Must order GN 114 130 adapter separately 				•			•		GN 124 130 \$204 <ul style="list-style-type: none"> - Perforated, stainless steel pan - Dishwasher safe - Gastronorm size 1/3, 1.5" (40 mm) depth - For the half size unperforated pan, order Part No. 00677877
 <ul style="list-style-type: none"> - Cleaning cartridges, set of 4 - For Combi-steam oven 				•					CLS 10 040 \$136 <ul style="list-style-type: none"> - For select Combi-steam ovens that have a cleaning system and fixed water connection - Removes dirt and other residues, clean your oven with this cleaning cartridge 4 times a year (use 1 cartridge per cleaning) - To descale your steam oven, please order descaling cartridges (Part No. 00311768)
 <ul style="list-style-type: none"> - Descaling tablets, set of 4 - For Combi-steam ovens 				•					Part No.17002490 See Cleaners & Accessories Price List <ul style="list-style-type: none"> - For use with select Combi-steam ovens - Place tablets into the descaling container in the oven when the oven indicates that descaling is needed, then activate the descaling process
 <ul style="list-style-type: none"> - Extension for water inlet and outlet - 7.2" long (2 m) 				•					GZ 010 011 \$136

Combi-steam oven accessories

PRICE

	EB 333	BO 450/1 ovens 24"	BX/BO 480/1 ovens 30"	BS Combi-steam oven 24"/30"	DV vacuuming drawer	BOP ovens 24"	BSP ovens	BMP ovens	
 <ul style="list-style-type: none"> - Wire rack 				•					<p>Part No.17003108 See Cleaners & Accessories Price List</p> <ul style="list-style-type: none"> - For use with select Combi-steam ovens - Contains feet, does not have an opening in the rack - This item has a model number of BA 030 300

Vacuuming drawer accessories

	EB 333	BO 450/1 ovens 24"	BX/BO 480/1 ovens 30"	BS Combi-steam oven 24"/30"	DV vacuuming drawer	BOP ovens 24"	BMP ovens	
 <ul style="list-style-type: none"> - Vacuum Bags (Small) - 7.1" x 11", 100 pcs. 					•			<p>Part No. 00578813 See Cleaners & Accessories Price List</p> <ul style="list-style-type: none"> - For use with select vacuum drawers - please check for compatibility with your applia - 7.1" x 11" - 100 bags - To purchase large bags, order Part No. 00578814 - To purchase bottle caps for use with your vacuum drawer, order Part No. 00639043
 <ul style="list-style-type: none"> - Vacuum Bags (Large) - 9.5" x 13.8", 100 pcs. 					•			<p>Part No. 00578814 See Cleaners & Accessories Price List</p> <ul style="list-style-type: none"> - For use with select vacuum drawers - 9.5" x 13.8" - 100 bags - To purchase medium bags, order Part No. 00578813 - To purchase bottle caps for use with your vacuum drawer, order Part No. 00639043

Vario Cooktops



400 series Vario cooktops



- Vario 400 series full surface induction cooktop
 - Stainless steel frame
 - Black glass ceramic
 - Width 36" (90 cm)
 - One large cooking surface
 - Free positioning of up to 6 items of cookware
 - All sizes and formats of cookware can be used
 - TFT touch display for an intuitive control of all functions
 - Cooking sensor function for temperature control in pots
 - Professional cooking functions
 - Max. power output of up to 5,500 W for large cookware
 - Precision-crafted 3 mm stainless steel
 - For surface mounting with a visible edge or for flush mounting
 - Can be perfectly combined with other Vario 400 series appliances
 - Home Connect™
- Included accessories**
- 1 Cooking sensor for temperature regulation.

CX 492 611 \$9,451
stainless steel frame, 36" (90 cm)

- May be combined with other Varios



- Vario 400 series full surface induction cooktop
 - Stainless steel frame
 - Black glass ceramic
 - Width 30" (80 cm)
 - One large cooking surface
 - Free positioning of up to 5 items of cookware
 - All sizes and formats of cookware can be used
 - TFT touch display for an intuitive control of all functions
 - Cooking sensor function for temperature control in pots
 - Professional cooking functions
 - Max. power output of up to 5,500 W for large cookware
 - Precision-crafted 3 mm stainless steel
 - For surface-mounting with a visible edge or for flush mounting
 - Can be combined with other Vario 400 series appliances
 - Home Connect™
- Included accessories**
- 1 Cooking sensor for temperature regulation in pots.

CX 482 611 \$8,683
stainless steel frame, 30" (80 cm)

- May be combined with other Varios



- Vario 400 series full surface induction cooktop
 - Stainless steel frame
 - Gray glass ceramic
 - Width 36" (90 cm)
 - One large cooking surface
 - Free positioning of up to 6 items of cookware
 - All sizes and formats of cookware can be used
 - TFT touch display for an intuitive control of all functions
 - Cooking sensor function for temperature control in pots
 - Professional cooking functions
 - Max. power output of up to 5,500 W for large cookware
 - Precision-crafted 3 mm stainless steel
 - For surface mounting with a visible edge or for flush mounting
 - Can be perfectly combined with other Vario 400 series appliances
 - Home Connect™
- Included accessories**
- 1 Cooking sensor for temperature regulation.

CX 492 612 \$9,451
gray glass ceramic stainless steel frame, 36" (90 cm)

- May be combined with other Varios



- Vario 400 series full surface induction cooktop
 - Stainless steel frame
 - Gray glass ceramic
 - Width 30" (80 cm)
 - One large cooking surface
 - Free positioning of up to 5 items of cookware
 - All sizes and formats of cookware can be used
 - TFT touch display for an intuitive control of all functions
 - Cooking sensor function for temperature control in pots
 - Professional cooking functions
 - Max. power output of up to 5,500 W for large cookware
 - Precision-crafted 3 mm stainless steel
 - For surface-mounting with a visible edge or for flush mounting
 - Can be combined with other Vario 400 series appliances
 - Home Connect™
- Included accessories**
- 1 Cooking sensor for temperature regulation in pots.

CX 482 612 \$8,030
gray glass ceramic stainless steel frame, 30" (80 cm)

- May be combined with other Varios



400 series Vario cooktops

PRICE



- Vario 400 series gas cooktop
 - Stainless steel
 - Width 36" (90 cm)
 - Natural gas
 - Five multi-ring burners with up to 59,700 BTU
 - Full electronic power regulation on 12 levels
 - Precise and reproducible flame size
 - Automatic quick ignition, electronic flame monitoring with automatic re-ignition
 - Simmer function for cooking on a very low output level
 - Solid smooth-surface cast-iron pan supports
 - Solid stainless steel control knobs
 - Precision-crafted 3 mm stainless steel
 - For surface mounting with a visible edge or for flush mounting
 - Can be combined with other Vario 400 series products
- Included accessories
- 1 wok attachment ring

VG 491 211CA **\$10,281**
 stainless steel frame, 36" (90 cm)

For conversion to LP gas, LP kit (Part No. 10004447) must be ordered.

- May be combined with other Vario 400 series



400 series Vario cooktops

PRICE



- Vario 400 series gas wok
 - Stainless steel
 - Width 15" (38 cm)
 - Natural gas
 - Three-ring burner with 18,800 BTU
 - Full electronic power regulation on 12 levels
 - Precise and reproducible flame regulation
 - Automatic ignition, electronic flame monitoring with automatic re-ignition
 - Simmer function for cooking on a very low output level
 - Solid stainless steel control knob
 - Precision-crafted 3 mm stainless steel
 - For surface mounting with a visible edge or for flush mounting
 - Can be combined with other Vario 400 series products
- Included accessories**
- 1 wok attachment ring

VG 415 211CA \$6,239
 stainless steel frame, 15" (38 cm)

For conversion to LP gas, LP kit (Part No. 10004445) must be ordered.

If using a VL 414 712 downdraft ventilation, please ensure this appliance is placed in-between two downdrafts.

- Cannot be vented in recirculation



- Vario 400 series gas cooktop
- Stainless steel
- Width 15" (38 cm)
- Natural gas
- Two multi-ring burners up to 13,600 BTU
- Full electronic power level regulation on 12 levels
- Precise and reproducible flame size
- Automatic ignition, electronic flame monitoring with automatic re-ignition
- Simmer function for cooking on a very low output level
- Solid stainless steel control knobs
- Precision-crafted 3 mm stainless steel
- For surface mounting with a visible edge or for flush mounting
- Can be combined with other Vario 400 series products

VG 425 211CA \$5,775
 stainless steel frame, 15" (38 cm)

For conversion to LP gas, LP kit (Part No. 10004446) must be ordered.



- Vario 400 series teppan yaki
 - Stainless steel
 - Width 15" (38 cm)
 - Hard chrome-plated surface for teppan cooking and use as griddle, grill, searer and warming plate. No pots or pans necessary
 - Exact temperature control up to 480° F
 - Optimum heat distribution
 - Solid stainless steel control knob
 - Precision-crafted 3 mm stainless steel
 - For surface mounting with a visible edge or for flush mounting
 - Can be combined with other Vario 400 series products
- Included accessories**
- 2 spatulas

VP 414 611 \$5,736
 stainless steel frame, 15" (38 cm)



- Vario 400 series electric grill
 - Stainless steel
 - Width 15" (38 cm)
 - Two zones can be operated together or separately
 - Half size cast-iron griddle included for simultaneous searing and grilling on two separate surfaces
 - Open cast-iron grill, lava stones
 - Solid stainless steel control knobs
 - Precision crafted 1/8" stainless steel frame
 - For surface-mount installation with a visible edge or for flush installation
 - Can be perfectly combined with other Vario 400 series appliances
 - Not recommended for recirculating ventilation
- Included accessories**
- 1 cast-iron griddle, half size
 1 grease collecting insert
 2 cast-iron grills
 1 lava stone
 1 cleaning brush

VR 414 611 \$5,736
 stainless steel frame, 15" (38 cm)

If using a VL 414 712 downdraft ventilation, please ensure this appliance is placed in-between two downdrafts.

- Cannot be vented in recirculation

200 series Vario cooktops

PRICE



- Vario 200 series induction cooktop
- Black control panel
- Width 12" (28 cm)
- Can be combined with other Vario 200 series products
- Control panel for comfortable and secure operation

Included accessories

1 glass scraper

VI 230 620

black control panel, 12" (28 cm)

\$3,464



- Vario 200 series teppan yaki
- Black control panel
- Width 12" (28 cm)
- Can be combined with other Vario 200 series products
- Control panel for comfortable and secure operation
- Cooking directly on the metal surface, without any pots or pans

- Exact temperature control up to 480 °F
- Keeping warm setting

Included accessories

2 spatula

VP 230 620

black control panel, 12" (28 cm)

\$4,600



200 series Vario cooktops

PRICE



- Vario 200 series electric grill
- Black control panel
- Width 12" (28 cm)
- Can be combined with other Vario 200 series products
- Control panel for comfortable and secure operation
- 2 zones, separately controlled
- Open cast iron grill, lava stones

- Not recommended for recirculating ventilation

Included accessories

- 1 grease collecting insert
- 1 cast iron grill
- 1 lava stone
- 1 cleaning brush

VR 230 620
black control panel, 12" (28 cm)

\$4,600

If using a VL 200 120 downdraft ventilation, please ensure this appliance is placed in-between two downdrafts.

- Cannot be vented in recirculation










Vario accessories

	400 series										200 series							
	CX 492 611/612 induction 36"	CX 482 611/612 induction 30"	VI 492 613 flex induct. 36"	VI 414 613 wok 15"	VI 422 613 flex induction 15"	VG 491 211CA gas 36"	VG 415 211CA gas wok 15"	VG 425 211CA gas 15"	VP 414 611 teppan yaki 15"	VI 414 electric grill 15"	VI 263 620 induction 24"	VI 230 620 induction 12"	VG 264 220CA gas 24"	VG 231 220CA wok 12"	VG 232 220CA gas 12"	VP 230 620 teppan yaki 12"	VR 230 620 electric grill 12"	
<ul style="list-style-type: none"> - Cooking sensor for temperature regulation within pots - For CX 492/482 full surface induction 	•	•																<p>CA 060 600 \$162</p> <ul style="list-style-type: none"> - Black control knobs - Set of 2 - Automatically senses the temperature inside the pot and controls it - First, attach the sensor patch/adhesive (Part No. 00577921) to the pot. Next, attach the sensor to the patch. The small knob holds the larger knob in place on the pot - Do not wash sensor in dishwasher - To order a set of 5 sensor patches, please order Part No. 00577921
<ul style="list-style-type: none"> - Lava stones for refilling. Required for use of VR grill. 									•									<p>LV 030 000 \$136</p> <ul style="list-style-type: none"> - Replacement lava stones for lava grills - Easy to clean - wash with warm, soapy water then rinse with clear water and dry - 6.6 pounds
<ul style="list-style-type: none"> - Vario 400 Stainless steel appliance cover with mounting strip - Only available for individual Vario installation. 						•	•	•	•									<p>VA 440 010 \$543</p> <p>Cover may only be used with stand alone Vario 400 cooktops, not when combined with other Vario 400 series cooktops</p> <ul style="list-style-type: none"> - Only available for individual Vario installation. Not for use when connecting multiple Varios in a single cut-out - Covers & protects cooktop while not in use - Stainless steel, has mounting strip
<ul style="list-style-type: none"> - Vario 200 series black appliance cover 												•	•	•	•	•		<p>VD 200 020 \$598</p> <ul style="list-style-type: none"> - Covers & protects cooktop while not in use

1 Purchase two units







Vario accessories

PRICE

		400 series										200 series								
		CX 492 611/612 induction 36"	CX 482 611/612 induction 30"	VI 492 613 flex induct. 36"	VI 414 613 wok 15"	VI 422 613 flex induction 15"	VG 491 211CA gas 36"	VG 415 211CA gas wok 15"	VG 425 211CA gas 15"	VP 414 611 teppan yaki 15"	VR 414 electric grill 15"	VI 263 620 induction 24"	VI 230 620 induction 12"	VG 264 220CA gas 24"	VG 231 220CA wok 12"	VG 232 220CA gas 12"	VP 230 620 teppan yaki 12"	VR 230 620 electric grill 12"		
	<ul style="list-style-type: none"> - Wok pan made of multiple-layer material - With round bottom and handle, ø 14 3/16", 6.3 qt., height 4" 			•	•	•	•								•				WP 400 001	\$679
	<ul style="list-style-type: none"> - Made of multi-ply material - Round bottom - 14.8" diameter, 3.9" height - For wok attachment to hold wok in place, order Part No. 00464256 																			
	<ul style="list-style-type: none"> - Wok support ring for wok pan - For use with VI 414 Vario induction wok and VI 492 Vario flex induction cooktop only. 			•	•														WZ 400 000	\$543
	<ul style="list-style-type: none"> - Teppan Yaki plate made of multi-ply material - 13" x 21", GN 1/1 - For full surface induction cooktop CX 492/482. 	•	•																GN 232 110	\$611
	<ul style="list-style-type: none"> - For induction & electric cooktops - Made of multi-ply material - 13" x 21" 																			
	<ul style="list-style-type: none"> - Teppan Yaki - For CI 292/282 flex induction cooktops. 	•	•	•	•														CA 051 301	\$407
	<ul style="list-style-type: none"> - For flex induction cooktops. 																			
	<ul style="list-style-type: none"> - Air deflector for VL 414 next to a VG 415 or VG 425 gas appliance. 								•	•									AA 414 010	\$136
	<ul style="list-style-type: none"> - Connection strip for combination with other Vario 400 series appliances for flush mounting. 	•	•	•	•	•	•	•	•	•									VA 420 000	\$230
	<ul style="list-style-type: none"> - Invisible connection strip for combination with other Vario 400 series flush mounting. 	•	•	•	•	•	•	•	•	•									VA 420 004	\$230
	<ul style="list-style-type: none"> - Connection strip for combination with other Vario 400 series appliances for surface mounting. 	•	•	•	•	•	•	•	•	•									VA 420 010	\$230
	<ul style="list-style-type: none"> - Stainless steel connection strip for combination with other Vario 200 series appliances. 										•	•	•	•	•	•	•		VV 200 010	\$272

Vario accessories

PRICE

		400 series										200 series									
		CX 492 611/612 induction 36"	CX 482 611/612 induction 30"	VI 492 613 flex induct. 36"	VI 414 613 wok 15"	VI 422 613 flex induction 15"	VG 491 211CA gas 36"	VG 415 211CA gas wok 15"	VG 425 211CA gas 15"	VP 414 611 teppan yaki 15"	VR 414 electric grill 15"	VI 263 620 induction 24"	VI 230 620 induction 12"	VG 264 220CA gas 24"	VG 231 220CA wok 12"	VG 232 220CA gas 12"	VP 230 620 teppan yaki 12"	VR 230 620 electric grill 12"			
	<ul style="list-style-type: none"> - Black connection strip for combination with other Vario 200 series appliances. 																			VV 200 020	\$272
	<ul style="list-style-type: none"> - Retro-fit connection strip for old Vario - Fills gap in countertop when replacing older 400 series Vario units. 	•	•	•	•	•	•	•	•	•										VV 401 000	\$258
	<ul style="list-style-type: none"> - LP gas kit - Nozzle set liquid gas - Liquid gas, LPG 25/27.5 mbar 							•												Part No. 10004445 See Cleaners & Accessories Price List	
	<ul style="list-style-type: none"> - LP gas kit - Nozzle set liquid gas - Liquid gas, LPG 25/27.5 mbar 								•											Part No. 10004446 See Cleaners & Accessories Price List	
	<ul style="list-style-type: none"> - LP gas kit - Nozzle set liquid gas - Liquid gas, LPG 25 mbar 						•													Part No. 10004447 See Cleaners & Accessories Price List or One Portal	
	<ul style="list-style-type: none"> - LP gas kit - Nozzle set liquid gas - Liquid gas, LPG 25/27.5 mbar - For VG 232CA and VG 264 (4 burners, order 2 kits) 												1			•				Part No. 10009476 See Cleaners & Accessories Price List	

1 Order 2 kits.

Cooktops



Gas cooktops

PRICE



- Vario 400 series gas cooktop
 - Stainless steel
 - Width 36" (90 cm)
 - Natural gas.
 - Five multi-ring burners with up to 59,700 BTU
 - Full electronic power regulation on 12 levels
 - Precise and reproducible flame size
 - Automatic quick ignition, electronic flame monitoring with automatic re-ignition
 - Simmer function for cooking on a very low output level
- Solid smooth-surface cast-iron pan supports
 - Solid stainless steel control knobs
 - Precision-crafted 3 mm stainless steel
 - For surface mounting with a visible edge or for flush mounting
 - Can be combined with other Vario 400 series products

VG 491 211CA \$10,281
stainless steel, 36" (90 cm)

For conversion to LP gas, LP kit (Part No. 10004447) must be ordered.

- May be combined with other Vario 400 series

Included accessories

1 wok attachment ring



- 200 series gas cooktop
 - Stainless steel control panel
 - Width 36" (90 cm)
 - Control panel for comfortable and secure operation
 - Mechanical power level regulation for 9 power levels, with exact setting and reproduction of flame size
- Multi-ring burner of solid, heat-resistant brass as used in professional kitchen
 - Solid smooth-surface cast-iron pan support
 - Up to 59,700 BTU (17 kW) on 5 burners

VG 295 150CA \$7,652
stainless steel, 36" (90 cm), liquid gas

VG 295 250CA \$7,652
stainless steel, 36" (90 cm), natural gas

- Cannot be combined with other Vario 200 series

Included accessories

1 wok attachment ring



- 200 series gas cooktop
 - Stainless steel control panel
 - Width 30" (76 cm)
 - Control panel for comfortable and secure operation
 - Mechanical power level regulation for 9 power levels, with exact setting and reproduction of flame size
- Mechanical power level regulation for 9 power levels, with exact setting and reproduction of flame size
 - Solid smooth-surface cast-iron pan support
 - Up to 42,700 BTU (12.5 kW) on 5 burners

CG 280 212CA \$5,178
stainless steel, 30" (76 cm), natural gas

- Cannot be combined with other Vario 200 series

Induction cooktops



- Vario 400 series full surface induction cooktop
 - Stainless steel frame
 - Black glass ceramic
 - Width 36" (90 cm)
 - One large cooking surface
 - Free positioning of up to 6 items of cookware
 - All sizes and formats of cookware can be used
 - TFT touch display for an intuitive control of all functions
 - Cooking sensor function for temperature control in pots
 - Professional cooking functions
- Max. power output of up to 5,500 W for large cookware
 - Precision-crafted 3 mm stainless steel
 - For surface mounting with a visible edge or for flush mounting
 - Can be perfectly combined with other Vario 400 series appliances
 - Home Connect™

CX 492 611 \$9,451
black glass ceramic
stainless steel frame, 36" (90 cm)

- May be combined with other Varios

Included accessories

1 Cooking sensor for temperature regulation.



- Vario 400 series full surface induction cooktop
 - Stainless steel frame
 - Black glass ceramic
 - Width 30" (80 cm)
 - One large cooking surface
 - Free positioning of up to 5 items of cookware
 - All sizes and formats of cookware can be used
 - TFT touch display for an intuitive control of all functions
 - Cooking sensor function for temperature control in pots
 - Professional cooking functions
- Max. power output of up to 5,500 W for large cookware
 - Precision-crafted 3 mm stainless steel
 - For surface-mounting with a visible edge or for flush mounting
 - Can be combined with other Vario 400 series appliances
 - Home Connect™

CX 482 611
black glass ceramic
stainless steel frame, 30" (80 cm)

\$8,683

- May be combined with other Varios



Included accessories

- 1 Cooking sensor for temperature regulation in pots.



- Vario 400 series full surface induction cooktop
 - Stainless steel frame
 - Gray glass ceramic
 - Width 36" (90 cm)
 - One large cooking surface
 - Free positioning of up to 6 items of cookware
 - All sizes and formats of cookware can be used
 - TFT touch display for an intuitive control of all functions
 - Cooking sensor function for temperature control in pots
 - Professional cooking functions
- Max. power output of up to 5,500 W for large cookware
 - Precision-crafted 3 mm stainless steel
 - For surface mounting with a visible edge or for flush mounting
 - Can be perfectly combined with other Vario 400 series appliances
 - Home Connect™

CX 492 612
gray glass ceramic
stainless steel frame, 36" (90 cm)

\$9,451

- May be combined with other Varios



Included accessories

- 1 Cooking sensor for temperature regulation.



- Vario 400 series full surface induction cooktop
 - Stainless steel frame
 - Gray glass ceramic
 - Width 30" (80 cm)
 - One large cooking surface
 - Free positioning of up to 5 items of cookware
 - All sizes and formats of cookware can be used
 - TFT touch display for an intuitive control of all functions
 - Cooking sensor function for temperature control in pots
 - Professional cooking functions
- Max. power output of up to 5,500 W for large cookware
 - Precision-crafted 3 mm stainless steel
 - For surface-mounting with a visible edge or for flush mounting
 - Can be combined with other Vario 400 series appliances
 - Home Connect™

CX 482 612
gray glass ceramic
stainless steel frame, 30" (80 cm)

\$8,030



- May be combined with other Varios



Included accessories

- 1 Cooking sensor for temperature regulation in pots.








Cooktop accessories

		400 series				200 series							
		VG 491 211CA gas 36"	CX 492 611/612 induction 36"	CX 482 611/612 induction 30"	VI 492 613 flex induct. 36"	VI 283 620 induction 24"	VG 295_50CA 36"	CG 280 212CA gas 30"	VG 264 220CA gas 24"	CI 292 602 induction 36"	CI 282 602 induction 30"		
	<ul style="list-style-type: none"> - Teppan Yaki plate made of multi-ply material - 13" x 21", GN 1/1 - For full surface induction cooktop CX 492/482. 		•	•								GN 232 110	\$611
												<ul style="list-style-type: none"> - For induction & electric cooktops - Made of multi-ply material - 13" x 21" - For smaller Teppan Yaki plate, order Part No. 00573429 	
	<ul style="list-style-type: none"> - Teppan Yaki - For CI 292/282 flex induction cooktops. 		•	•	•					•	•	CA 051 301	\$407
												<ul style="list-style-type: none"> - For flex induction cooktops. 	







Cooktop accessories

PRICE

		400 series				200 series								
		VG 491 211CA gas 36"	CX 492 611/612 induction 36"	CX 482 611/612 induction 30"	VI 492 613 flex induct. 36"	VI 263 620 induction 24"	VG 295_50CA 36"	CG 280 212CA gas 30"	VG 264 220CA gas 24"			CI 292 602 induction 36"	CI 282 602 induction 30"	
	<ul style="list-style-type: none"> - Wok pan made of multiple-layer material - With round bottom and handle, ø 14 3/16", 6.3 qt., height 4" 	•			•		•	•					WP 400 001	\$679
	<ul style="list-style-type: none"> - Wok support ring for wok pan - For use with VI 414 Vario induction wok and VI 492 Vario flex induction cooktop only. 				•								WZ 400 000	\$543
	<ul style="list-style-type: none"> - Connection strip for combination with other Vario 400 series appliances for flush mounting. 	•	•	•	•								VA 420 000	\$230
	<ul style="list-style-type: none"> - Invisible connection strip for combination with other Vario 400 series flush mounting. 	•	•	•	•								VA 42 0 004	\$230
	<ul style="list-style-type: none"> - Connection strip for combination with other Vario 400 series appliances for surface mounting. 	•	•	•	•								VA 420 010	\$230
	<ul style="list-style-type: none"> - Black connection strip for combination with other Vario 200 series appliances. 					•		•					VV 200 020	\$272
	<ul style="list-style-type: none"> - Stainless steel connection strip for combination with other Vario 200 series appliances. 					•	•	•	•	•			VV 200 010	\$272

Cooktop accessories

PRICE

	400 series				200 series						
	VG 491 211CA gas 36"	CX 492 611/612 induction 36"	CX 482 611/612 induction 30"	VI 492 613 flex induct. 36"	VI 263 620 induction 24"	VG 295_50CA 36"	CG 280 212CA gas 30"	VG 264 220CA gas 24"		CI 292 602 induction 36"	CI 282 602 induction 30"
 <ul style="list-style-type: none"> - Cooking sensor for temperature regulation within pots - For CX 492/482 full surface induction 		•	•					•	•	BA 090 100 <hr/> <ul style="list-style-type: none"> - Black control knobs - Set of 2 - Automatically senses the temperature inside the pot and controls it - First, attach the sensor patch/adhesive (Part No. 00577921) to the pot. Next, attach the sensor to the patch. The small knob holds the larger knob in place on the pot - Do not wash sensor in dishwasher - To order a set of 5 sensor patches, please order Part No. 00577921 	\$272
 <ul style="list-style-type: none"> - Black magnetic knob for 200 series induction cooktop - Stainless steel knob with black coating. 								•	•	CA 230 100 <hr/>	\$230
 <ul style="list-style-type: none"> - LP gas kit - Nozzle set liquid gas - Liquid gas, LPG 25 mbar 		•								Part No. 10004447 See Cleaners & Accessories Price List or One Portal <hr/>	
 <ul style="list-style-type: none"> - LP gas kit - Nozzle set liquid gas - Liquid gas, LPG 25/27.5 mbar - For VG 232CA and VG 264 (4 burners, order 2 kits) 								• ¹		Part No. 10009476 See Cleaners & Accessories Price List or One Portal <hr/>	

1 Order 2 kits.

Ventilation



400 series downdraft

PRICE



- Retractable downdraft
- Stainless steel
- Width 46 7/8" (120 cm)
- Air extraction / Air recirculation
- Two blowers required
- Extendable downdraft ventilation, when not in use can be completely lowered into the countertop
- Can be combined perfectly with all Vario cooktops 400 series
- Dimmable, neutral white surface LED light for ideal illumination of the cooktop
- Precision crafted 3 mm stainless steel
- For surface mounting with a visible edge or for flush mounting
- Motorless, to be combined with Gaggenau blower(s)

AL 400 722
stainless steel, 46 7/8" (120 cm)

\$7,703

Refer to Accessories Guide on page 40 for required accessories.



- Retractable downdraft
- Stainless steel
- Width 36" (90 cm)
- Air extraction / Air recirculation
- Single blower required
- Extendable downdraft ventilation, when not in use can be completely lowered into the countertop
- Can be combined perfectly with all Vario cooktops 400 series
- Dimmable, neutral white surface LED light for ideal illumination of the cooktop
- Precision crafted 3 mm stainless steel
- For surface mounting with a visible edge or for flush mounting
- Motorless, to be combined with Gaggenau blower(s)

AL 400 792
stainless steel, 36" (90 cm)

\$6,888

Refer to Accessories Guide on page 40 for required accessories.



- 400 series Vario downdraft ventilation
- Stainless steel
- Air extraction / Air recirculation
- Control knob with illuminated ring included
- Can be combined perfectly flush with other Vario appliances of the 400 series
- Precision crafted 3 mm stainless steel
- Solid stainless steel control knob
- Highly efficient, low noise recirculation system with AR 410 710 blower
- Air extraction with AR 400 742, AR 403 722, or AR 401 742 blowers
- Function for automatic, sensor-controlled power adjustment depending on the build-up of cooking vapors
- Minimal planning and easy installation
- Home Connect™

VL 414 712
stainless steel

\$3,901

Refer to Accessories Guide on page 40 for required accessories.

- One blower per downdraft.
- Control knob included with each downdraft. Ships with exhaust air elbow.

400 series wall hoods



- 400 series wall hood
- Stainless steel
- Width 48" (120 cm)
- Air extraction/Air recirculation
- Professional technology hood combined with classic Gaggenau design
- Highly efficient extraction of cooking vapors due to a large vapor collection area
- Comes without blower, can be combined with (BLDC) blowers
- Angled baffle filter with high grease absorption
- Automatic function, sensor-controlled power adjustment depending on the build-up of cooking vapors
- Dimmable, neutral white LED lighting for ideal illumination of the cooktop
- Air recirculation module with activated charcoal filter: quiet and highly efficient recirculation solution with odor reduction as in air extraction mode, and long replacement intervals.

AW 442 720
stainless steel, 48" (120 cm)


\$5,922

Please call for availability.

Without blower. (Choose from 400 series AR 400 743 internal, AR 400 742 inline or AR 401 742 remote blower.)
Duct cover not included.

200 series visor hoods

PRICE



- 200 series visor hood
- Stainless steel handle bar
- Air extraction/Air recirculation
- Unobtrusive visor hood design thanks to integrated glass sheet in the steam screen
- Especially quiet operation thanks to integrated sound insulation
- Steam screen extends by pulling the handle bar
- Especially high air output
- Energy-saving, low-noise fan
- Function for automatic, sensor controlled power adjustment depending on the build-up of cooking vapors
- Dimmable, neutral white LED light for ideal illumination of the cooktop
- The patented lowering frame allows the visor hood to disappear completely into the upper cabinet
- Air extraction or air recirculation system
- Air recirculation module with activated charcoal filter: quiet and highly efficient air recirculation solution with odor reduction as in air extraction mode and long replacement intervals.

AF 210 791
stainless steel, 36" (90 cm)





\$3,614

- To hide hood from view for 36" model AF 210 791, order the lowering frame (AA 210 492). Mounting kit (AA 210 491) must be ordered if lowering frame is not used.



Blowers

PRICE

	400 series						200 series				PRICE		
	AL 400 722 46"	AL 400 792 36"	VL 414 712 6"	AI 442 720 48"	AI 442 760 63"	AW 442 720 48"	AW 442 760 63"	VL 200 120 6"	AI 230 700 40"	AW 230 790 36"		AF 210 791 36"	
 <ul style="list-style-type: none"> - 400 series inline blower - Metal housing - 482 CFM - Air extraction - Inside installation - 400 series ventilation systems such as AL 400 retractable downdraft, VL 414 downdraft and AW/AI 442 professional wall/ island hood - Quiet blower with high-efficiency BLDC technology. 	• ¹	•	•	•	•	•						AR 400 742	\$3,030
 <ul style="list-style-type: none"> - 400 series internal blower - Metal housing - 541 CFM - Air extraction - For installation in the duct cover - Powerful blower to combine with 400 series AW/AI 442 wall and island hood - Quiet blower with high-efficiency BLDC technology - Compact and space-saving due to the installation in the duct cover of AI/AW 442 island/ wall hood. 				•	•	•	•					AR 400 743	\$2,436
 <ul style="list-style-type: none"> - Inline blower 400 and 200 series - Metal housing - 562 CFM - Air extraction - Powerful inline blower to combine with motorless appliances AL 400, VL 200, VL 414 - Efficient BLDC technology - Compact and space-saving installation in a 4" (10 cm) high toe-kick 	• ²	•	•					•				AR 403 722	\$2,815
 <ul style="list-style-type: none"> - 400 series remote blower - Stainless steel - 680 CFM - Air extraction - Outside wall installation - Powerful blower for combination with 400 series ventilation systems such as AL 400 retractable downdraft, VL 414 downdraft and AW/AI 442 professional wall/island hood - Quiet blower with high-efficiency BLDC technology. 	• ³	•	•	•	•	•	•					AR 401 742	\$3,475

1 Order two units.



2 Order two units

3 Order two units.

*Precios expresados en Dólares, no incluyen IVA.

Blowers




PRICE

	400 series						200 series							
	AL 400 722 46"	AL 400 792 36"	VL 414 712 6"	AI 442 720 48"	AI 442 760 63"	AW 442 720 48"	AW 442 760 63"	VL 200 120 6"	AI 230 700 40"	AW 230 790 36"		AF 210 791 36"		
 <ul style="list-style-type: none"> - 400 and 200 series recirculation blower - Metal housing - Max. air output 362 CFM - Air recirculation - Works with AL 400 retractable downdraft and VL 414/VL 200 downdraft - Powerful recirculation blower to combine with 400/200 series Vario downdraft and 400 series AL 400 retractable downdraft ventilation - Efficient BLDC technology - Particularly quiet due to patented noise insulation - Compact, space-saving installation. 	• ¹		•					•				AR 410 710	\$4,068	
 <ul style="list-style-type: none"> - 400 and 200 series recirculation blower - 400 CFM - Air recirculation - For installation in 4" toe-kick - Powerful blower for combination with 400 series AL 400 retractable downdraft and VL 414/VL 200 downdraft - Quiet blower with high-efficiency BLDC technology - Compact and space-saving installation in a 4-inch high toe-kick 		•	•					•				AR 413 722	\$3,030	
													For air recirculation operation additional accessories are required: AA 413 722 air recirculation module and AD 413 722 oval aluminum flex duct to connect to AR 413 722 recirculation blower.	

¹ Order two units.







Recirculation modules

PRICE

	400 series						200 series				
	AL 400 722 46"	AL 400 792 36"	VL 414 712 6"	AI 442 720 48"	AI 442 760 63"	AW 442 720 48"	AW 442 760 63"	VL 200 120 6"	AI 230 700 40"	AW 230 790 36"	
 <ul style="list-style-type: none"> - Long Life recirculation kit, external. - Recirculation module with regenerable filter to replace AA 200 812 - Can be combined with AW 230 wall hood - Multiple regenerative Long Life active carbon filter - For installation on either the outer or on the telescopic chimney piece - Consisting of filter housing with design cover, multiple regenerative Long Life active carbon filter, flexible hose, 2 hose clamps and mounting material 									•		<p>Part No. 17004654 See One Portal for pricing</p> <p>Replacement for AA 200 812 For replacement filters please order one of the following:</p> <ul style="list-style-type: none"> - Part No. 11049036 Standard filter - Part No. 11019121 Regenerable odor filter
 <ul style="list-style-type: none"> - Long Life recirculation kit, external. - Recirculation module with regenerable filter to replace AA 200 816 - Can be combined with AI 230 island hood - Multiple regenerative Long Life active carbon filter - For installation on either the outer or on the telescopic chimney piece - Consisting of filter housing with design cover, multiple regenerative Long Life active carbon filter, flexible hose, 2 hose clamps and mounting material 									•		<p>Part No. 17004651 See One Portal for pricing</p> <p>Replacement for AA 200 816 For replacement filters please order one of the following:</p> <ul style="list-style-type: none"> - Part No. 11049036 Standard filter - Part No. 11019121 Regenerable odor filter
 <ul style="list-style-type: none"> - Long Life recirculation kit, external - Recirculation module with regenerable filter to replace AA 211 812 - For recirculation operation - Can be combined with 200 series AF 210 Visor hoods - Multiple regenerative Long Life active carbon filter - For installation in the upper cupboard - Consisting of filter housing with design cover, multiple regenerative Long Life active carbon filter, flexible hose, 2 hose clamps and mounting material 										•	<p>Part No. 17004653 See One Portal for pricing</p> <p>Replacement for AA 211 812 For replacement filters please order the following:</p> <ul style="list-style-type: none"> - Part No. 11023685




Blower accessories

PRICE



	Blowers						Recirculation modules				
	AR 400 742	AR 400 743	AR 403 722	AR 401 742	AR 410 710	AR 413 722	AA 442 810	Part No. 17004651	Part No. 17004653		Part No. 17004654
 <ul style="list-style-type: none"> - Recirculation kit with filter for use with 400 series AR 413 722 recirculation blower 						•					<p>AA 413 722 \$598</p> <p>For air recirculation operation additional accessories are required: AA 413 722 air recirculation module and AD 413 722 oval aluminum flex duct to connect to AR 413 722 recirculation blower.</p>
 <ul style="list-style-type: none"> - Oval flex duct to connect 400 series AR 413 722 recirculation blower with AA 413 722 recirculation kit 						•					<p>AD 413 722 \$219</p> <p>For air recirculation operation additional accessories are required: AA 413 722 air recirculation module and AD 413 722 oval aluminum flex duct to connect to AR 413 722 recirculation blower.</p>
 <ul style="list-style-type: none"> - 2 additional activated charcoal filters with highly efficient odor reduction. For use with recirculation module AA 442 810. 							•	•			<p>Part No. 11049036 See One Portal for pricing</p> <p>Replacement for AA 200 110 and AA 442 110</p>
 <ul style="list-style-type: none"> - Air recirculation module with activated charcoal filter - For recirculation mode - Can be combined with 400 series AI/ AW 442 island and wall hood - Odor reduction comparable to air extraction mode (95%) - Noise reduction of up to 3 dBA when compared to conventional air recirculation filter systems - Extended change interval for the activated charcoal filter (approx.1-1.5 years depending on cooking frequency) - For installation on the inner duct cover - Consisting of filter bracket, two activated charcoal filters, flexible hose and two hose clamps. 	•										<p>AA 442 810 \$543</p>
 <ul style="list-style-type: none"> - 2 regenerable activated charcoal filter - For air recirculation included with AR 410 710 blower. 					•						<p>AA 410 112 \$272</p>
 <ul style="list-style-type: none"> - 2 additional activated charcoal filter with high efficient odor reduction due to large surface. For use with AA 413 722 air recirculation module. 						•					<p>Part No. 17003002/Part No. 11058748 See One Portal for pricing</p> <p>Part no. transitions Jan. 12, 2025</p>

Blower accessories

PRICE








	Blowers						Recirculation modules				
	AR 400 742	AR 400 743	AR 403 722	AR 401 742	AR 410 710	AR 413 722	AA 442 810	Part No. 17004651	Part No. 17004653		Part No. 17004654
 <ul style="list-style-type: none"> - Filter for use with AA 211 812 recirculation module - Long Life odor filter - 458 x 190 x 45 mm - Replacement filter for use with Part No. 17004653 recirculation module 								•			<p>Part No. 11023685 See One Portal for pricing</p> <hr/> <p>Replacement for AA 210 110 Replacement filter for Part No. 17004653 recirculation kit.</p>
 <ul style="list-style-type: none"> - Filter for AW/AI 230 - Clean Air Standard odor filter - 230 x 190 x 100 mm - Replacement filter for use with Long Life recirculation kit Part No. 17004651 and Part No. 17004654 								•	•		<p>Part No. 11049036 See One Portal for pricing</p> <hr/> <p>Replacement for AA 200 110 and AA 442 110 Replacement filter for Part No. 17004651 and Part No. 17004654 recirculation kit.</p>
 <ul style="list-style-type: none"> - Filter for AW/AI 230 - Long Life odor filter - Replacement filter for use with Long Life recirculation kit Part No. 17004651 and Part No. 17004654 								•	•		<p>Part No. 11019121 See One Portal for pricing</p> <hr/> <p>Replacement for AA 200 110 and AA 442 110 Replacement filter for Part No. 17004651 and Part No. 17004654 recirculation kit.</p>

Installation and optional accessories

	400 series							200 series				
	AL 400 722 46"	AL 400 792 36"	VL 414 712 6"	AI 442 720 48"	AI 442 760 63"	AW 442 720 48"	AW 442 760 63"	VL 200 120 6"	AI 230 700 40"	AW 230 790 36"	AF 210 791 36"	
 <ul style="list-style-type: none"> - Ceiling collar for duct cover - Stainless steel 						•	•					<p>AD 442 392 stainless steel</p> <hr/> <p>\$313</p>
 <ul style="list-style-type: none"> - Ceiling collar for AW 230 wall hood duct cover - Stainless steel 									•			<p>AD 200 392 stainless steel</p> <hr/> <p>\$298</p>

Installation and optional accessories






PRICE

	400 series							200 series					
	AL 400 722 46"	AL 400 792 36"	VL 414 712 6"	AI 442 720 48"	AI 442 760 63"	AW 442 720 48"	AW 442 760 63"	VL 200 120 6"	AI 230 700 40"	AW 230 790 36"	AF 210 791 36"		
 <ul style="list-style-type: none"> - Ceiling collar for AI 230 island hood duct cover - Stainless steel 				•	•				•			AD 220 396 stainless steel	\$352
 <ul style="list-style-type: none"> - Extension for mounting kit for island hood AI 230 - For a duct cover height of 3' 7 7/8" to 4' 11" (1100-1500 mm) 									•			AD 223 346 Must be ordered in conjunction with the AD 200 322. Appliance height is dependent on the structure (cabinet height).	\$191
 <ul style="list-style-type: none"> - Adapter for island hood AI 230 - For installation on a slanted roof to the left or to the right. Suitable for a slanted roof from 20 - 45 degrees. 									•	•		AD 223 356	\$204
 <ul style="list-style-type: none"> - Adapter for island hood AI 230 - For installation on a slanted roof forwards or backwards. Suitable for a slanted roof from 20 - 45 degrees. 									•	•		AD223366	\$204
 <ul style="list-style-type: none"> - Lowering frame for 36" AF 210 visor hood 											•	AA 210 492 A flexible duct (Part No. 00361093) is needed when installed with lowering frame.	\$366
 <ul style="list-style-type: none"> - Mounting set for 36" cabinet for 36" AF visor hood 											•	AA 210 491 A flexible duct (Part No. 00361093) is needed when installed with lowering frame.	\$217
 <ul style="list-style-type: none"> - Wall outlet - Stainless steel - DN 150 flat - Weatherproof stainless steel louvers - Integrated one-way flap. 	•	•	•	•	•	•	•					AD 850 050	\$488

*Precios expresados en Dólares, no incluyen IVA.

Installation and optional accessories









PRICE

	400 series						200 series					
	AL 400 722 46"	AL 400 792 36"	VL 414 712 6"	AI 442 720 48"	AI 442 760 63"	AW 442 720 48"	AW 442 760 63"	VL 200 120 6"	AI 230 700 40"	AW 230 790 36"		AF 210 791 36"
 <ul style="list-style-type: none"> - Telescopic wall-duct Stainless steel ø 8" round DN 200 - ø 8" round DN 200 transition Integrated one-way flap - For use with 200 and 400 series AR 401 remote blowers 	• ¹	•	•	•	•	•						<p>AD 702 052 \$313</p>
 <ul style="list-style-type: none"> - Duct cover for exhaust mode for AW 442 - Stainless steel 				•	•	•						<p>AD 442 012 \$501 stainless steel, length 24 7/16", for 7' 9"-8' 6" ceiling heights</p> <p>AD 442 022 \$585 stainless steel, length 33 7/8", for 8' 6"-10' 2" ceiling heights</p>
 <ul style="list-style-type: none"> - Duct cover for recirculation mode for AW 442 - Stainless steel 				•	•	•						<p>AD 442 112 \$585 stainless steel length 24 7/16", for 7' 9"-8' 6" ceiling heights</p> <p>AD 442 122 \$679 stainless steel length 33 7/8", for 8' 6"-10' 2" ceiling heights</p>
 <ul style="list-style-type: none"> - Duct cover extension for extraction air mode - Stainless steel 									•			<p>AD 200 322 \$679 stainless steel length 3' 3 3/8" (1000 mm). 8' 8 13/32" to 9' 8 13/32" ceiling heights</p> <p>Must be ordered with mounting kit AD 223 346.</p>
 <ul style="list-style-type: none"> - Duct cover extension for extraction air mode - Stainless steel 									•			<p>AD 200 326 \$950 stainless steel length 3' 7 5/16" (1,100 mm). 9' 4 13/16" to 10' 4 13/16" ceiling heights</p> <p>Must be ordered with mounting kit AD 223 346.</p>

¹ Order two units.

AL 400 downdraft installation accessories

PRICE

	400 series							200 series						
	AL 400 722 46"	AL 400 792 36"	VL 414 712 6"	AI 442 720 48"	AI 442 760 63"	AW 442 720 48"	AW 442 760 63"	VL 200 120 6"	AI 230 700 40"	AW 230 790 36"	AF 210 791 36"			
								•					LS 041 001	\$123
			•										AA 414 010	\$136
	•												AA 409 401	\$178
		•											AA 409 431	\$245
	•	•	•					•					AA 010 410	\$339
	•	•											AD 754 049	\$217
	•	•											AD 854 050	\$217
		•											AD 704 050	\$488

AL 400 downdraft metal ducting

PRICE

	<ul style="list-style-type: none"> - Flat duct - Metal - DN 150 flat - Length 1000 mm 	AD 854 010	\$258
	<ul style="list-style-type: none"> - Flat duct connecting piece - Metal - DN 150 flat - To connect 2 flat ducts. 	AD854040	\$149
	<ul style="list-style-type: none"> - Flat duct bend 90° vertical - Metal - DN 150 flat - For extra deep countertop 	AD 854 030	\$136
	<ul style="list-style-type: none"> - Flat duct bend 90° horizontal - Metal - DN 150 flat - Vario 400 	AD 854 031	\$149
	<ul style="list-style-type: none"> - Flat duct bend connecting piece - Metal - DN 150 flat - To connect 2 flat duct bends - For extra deep countertop 	AD 854 000	\$204
	<ul style="list-style-type: none"> - Flat duct flex pipe - Metal - DN 150 flat - Length 1000 mm 	AD 858 010	\$285
	<ul style="list-style-type: none"> - Flat duct adapter round 90° when connecting to 6" (DN 150) round aluflex pipe AD 751 010 - Metal - DN 150 flat/round - Transition from flat duct to round duct 	AD 854 032	\$149
	<ul style="list-style-type: none"> - Flat duct adapter round - Metal - DN 150 flat/round - Transition from flat duct to round duct 	AD 854 041	\$136
	<ul style="list-style-type: none"> - Adhesive tape for duct components - Aluminium - Width 2" (50 mm) - 32.5' (10 m)/roll 	AD 990 091	\$29

AL 400 downdraft metal ducting


PRICE



- Flexible connecting piece for VL 200 and VL 414 downdraft
- DN 150 flat

AD 410 040

\$407



- Connecting piece VL 200 and VL 414 for extension with flat duct DN 150 for extra deep countertop

AD 851 041

\$245



- Aluflex pipe
- Aluminium
- ø 6" (DN 150 round)

AD 751 010

\$149



- Metal zinc plated
- 8" round
- Reduce 8" connection to 6" connection.

AD 704 040

\$110

Blowers and ventilation systems compatibility



AL 400 792
36" Retractable downdraft

For specific questions, please contact
GaggenauConcierge@bshg.com



AR 413 722
Recirculation configuration



AR 400 742
Inline




AR 401 742
Remote



AR 403 722
Inline



AA 413 722
Recirculation kit



AD 413 722
Oval flex duct

6" round duct option for venting front/back

flat duct option for venting downward

flat duct option for venting downward

flat duct option for venting downward

6" round duct option for venting front/back

flat duct option for venting downward



AD 754 049
Transition to 2x 6" round for front/back of AL



AD 854 050
Connecting pieces



AD 854 050
Connecting pieces



AD 854 050
Connecting pieces




AD 754 049
Transition to 2x 6" round for front/back of AL




AD 854 050
Connecting pieces




2x AD 854 032
Flat Duct adapter round 90°



2x AD 858 010
Flat duct flex pipe




2x AD 854 010
Flat duct connecting piece




2x AD 854 010
Flat duct connecting piece



2x AD 854 032
Flat Duct adapter round 90°



2x AD 858 010
Flat duct flex pipe



2x AD 858 010
Flat duct flex pipe




AD 704 050
Air collector flat duct



2x AD 854 041
Flat Duct adapter round



2x AD 854 041
Flat Duct adapter round



2x AD 858 010
Flat duct flex pipe



AD 704 050
Air collector flat duct



AD 704 050
Air collector flat duct




AD 990 091
Aluminum adhesive tape



AD 751 010
Aluflex pipeduct 6"



AD 751 010
Aluflex pipeduct 6"



AD 704 050
Air collector flat duct



AD 990 091
Aluminum adhesive tape



AD 990 091
Aluminum adhesive tape



AA 010 410
Air exhaust grill (or custom grill)



AD 751 010
Aluflex pipeduct 6"



2x AD 854 032
Flat Duct adapter round 90°




AD 704 050
Air collector flat duct



AD 990 091
Aluminum adhesive tape



AA 010 410
Air exhaust grill (or custom grill)



2x AD 854 010
Flat duct connecting piece



AD 702 052
Telescopic wall duct 8"

▼ For recirculation operation, order AR 413 722 + AA 413 722 + AD 413 722.

Ventilation system



For specific questions, please contact
GaggenauConcierge@bshg.com

AL 400 722
46 5/8" Retractable downdraft

Blowers



2x AR 410 710
Recirculation



2x AR 400 742
Inline



2x AR 401 742
Remote



2x AR 403 722
Inline


Required installation accessories



AD 754 049
Transition to
2x 6" round for front/
back of AL



2x AD 854 032
Flat Duct
adapter round 90°



2x AD 858 010
Flat duct
flex pipe




AD 990 091
Aluminum
adhesive tape



AA 010 410
Air exhaust grill
(or custom grill)



AD 854 050
Connecting
pieces



2x AD 854 010
Flat duct
connecting piece



2x AD 854 041
Flat duct
adapter round



2x AD 751 010
Aluflex
pipeduct 6"




AD 990 091
Aluminum
adhesive tape

flat duct
option
for venting
downward



AD 854 050
Connecting
pieces



4x AD 854 010
Flat duct
connecting piece



4x AD 854 041
Flat duct
adapter round



AD 751 010
Aluflex
pipeduct 6"



2x AD 854 032
Flat Duct
adapter round 90°



2x AD 704 040
Pipe adapter DN
200/150 round


flat duct
option
for venting
downward



AD 754 049
Transition to
2x 6" round for front/
back of AL



2x AD 854 032
Flat Duct
adapter round 90°



2x AD 858 010
Flat duct
flex pipe



2x AD 854 041
Flat duct
adapter round



2x AD 702 052
Telescopic wall
duct 8"



AD 990 091
Aluminum adhesive tape

Blowers and ventilation systems compatibility



VL 414 712
Downdraft



AR 410 710
Recirculation



AD 410 040
Flexible connecting piece



AA 010 410
Air exhaust grill (or custom grill)
(*)



AR 413 722
Recirculation*



AA 413 722 Recirculation kit
AD 413 722 Oval flex duct



AD 858 010
Flat duct flex pipe



AD 854 041
Flat Duct adapter round



AA 010 410
Air exhaust grill (or custom grill)



AD 990 091
Aluminum adhesive tape
(*)



AR 400 742
Inline



AD 858 010
Flat duct flex pipe




AD 854 041
Flat Duct adapter round



AD 751 010
Aluflex pipeduct 6"



AD 854 032
Flat Duct adapter round 90°



AD 854 010
Flat duct pipe



AD 854 041
Flat Duct adapter round



AD 990 091
Aluminum adhesive tape
(*)



AR 401 742
Remote



AD 858 010
Flat duct flex pipe



AD 854 041
Flat Duct adapter round



AD 751 010
Aluflex pipeduct 6"



AD 854 032
Flat Duct adapter round 90°



AD 854 010
Flat duct pipe



AD 854 041
Flat Duct adapter round




AD 704 040
Pipe adapter DN 200/150 round



AD 702 052
Telescopic wall duct 8"



AR 403 722
Inline



AD 858 010
Flat duct flex pipe



AD 854 041
Flat Duct adapter round



AD 990 091
Aluminum adhesive tape
(*)

* For extra deep countertop. Please add the parts below.



AD 851 041
Connecting piece for extension with flat duct



AD 854 000
Flat duct connecting piece



AD 854 030
Flat duct 90° bend vertical



AD 990 091
Aluminum adhesive tape
(*)

Ventilation system

Blowers


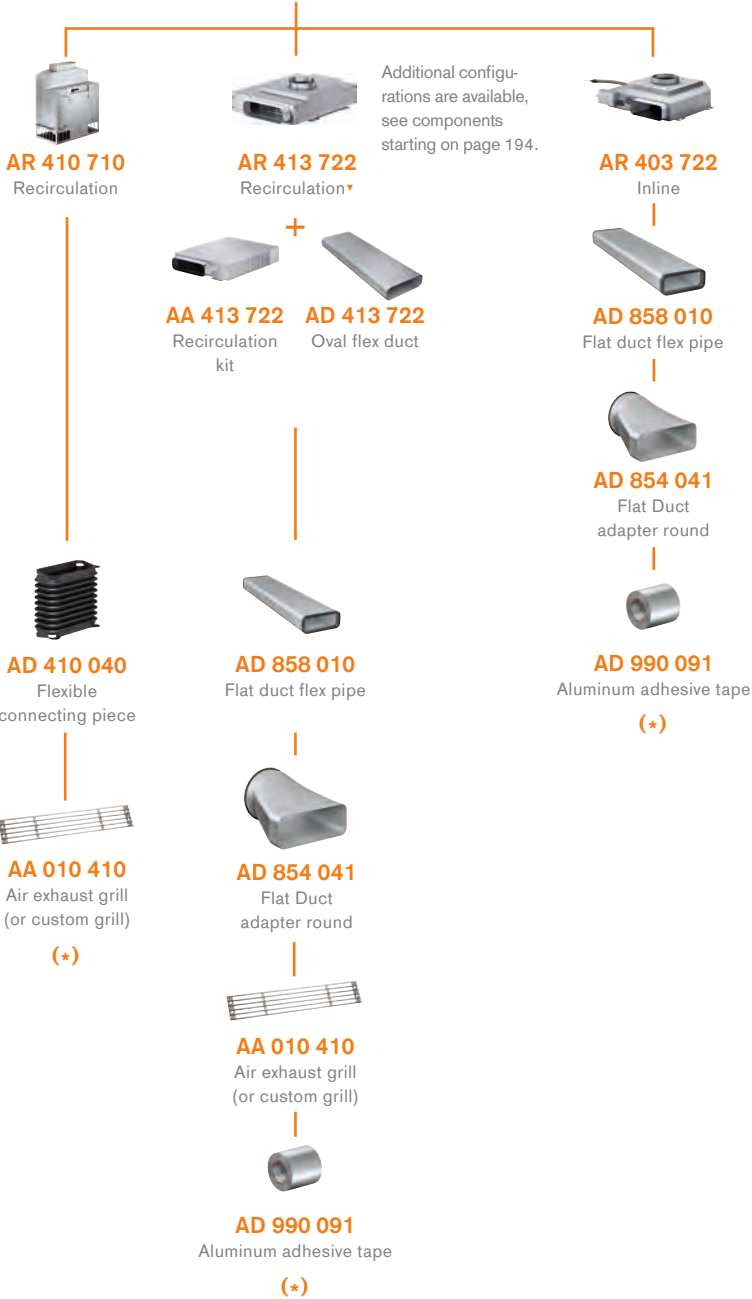
Required installation accessories



VL 200 120
Downdraft



AW 442 720
Wall hood



[†] For recirculation operation, order AR 413 722 + AA 413 722 + AD 413 722.

(*) For extra deep countertop. Please add the parts below.



AD 851 041
Connecting piece for extension with flat duct



AD 854 000
Flat duct connecting piece



AD 854 030
Flat duct 90° bend vertical

Cooling



Vario 400 series cooling

PRICE



- 400 series 36" Fridge-freezer combination, dark brushed stainless steel
- Dark brushed stainless steel interior, refined with solid anthracite aluminum elements
- Warm white and glare-free LED light concept for optimal food presentation in all compartments
- Opening assist for door enabling seamless integration without handles
- Flat dark brushed stainless steel inner door
- Flexible positioning of shelves and door racks through hidden rail system
- Solid anthracite aluminum door bins
- Professional freshness system with 2 fresh climate drawers and 1 chilled drawer
- Internal water dispenser with water filter
- Integrated ice maker with fixed water connection
- Spacious, fully extendable freezer compartment including 2 additional interior drawers
- Full touch TFT display
- ENERGY STAR® certified
- Sabbath mode certified by Star-K
- Net volume 20 cu. ft. (566 liters)

Included accessories

- 1 egg holder with lid
- 1 ice cube scoop
- 2 oak wood bottle holder
- 1 supply hose, 70 7/8" (1.8 m) with 1/4" male compression fitting (standard ice maker connector)

RVY 497 790
fully integrated, 35 1/2" (90 cm)

\$22,355

- Panel ready
- Operated with or without handle



Standard brushed stainless steel door panels with handles (not dark brushed stainless steel) are available to order, but require a larger 36" (914 mm) wide cutout in order to accommodate the larger doors. Please order RA 421 915 (standard stainless-steel doors) and RVA 460 910 (installation accessory).



- 400 series 36" Fridge-freezer combination, dark brushed stainless steel
- Dark brushed stainless steel interior, refined with solid anthracite aluminium elements
- Warm white and glare-free LED light concept for optimal food presentation in all compartments
- Opening assist for door enabling seamless integration without handles
- Flat dark brushed stainless steel inner door
- Flexible positioning of shelves and door racks through hidden rail system
- Solid anthracite aluminum door bins
- Professional freshness system with 2 fresh climate drawers and 1 chilled drawer
- Internal water dispenser with water filter
- Integrated ice maker with fixed water connection
- Spacious, fully extendable freezer compartment including 2 additional interior drawers
- Full touch TFT display
- ENERGY STAR® certified
- Sabbath mode certified by Star-K
- Net volume 20 cu. ft. (566 liters)

Included accessories

- 1 egg holder with lid
- 1 ice cube scoop
- 2 oak wood bottle holder
- 1 supply hose, 70 7/8" (1.8 m) with 1/4" male compression fitting (standard ice maker connector)

RVB 497 790
fully integrated, 35 1/2" (90 cm)

\$21,614

RIGHT-hinged, field reversible.

- Panel ready
- Operated with or without handle



Standard brushed stainless steel door panels with handles (not dark brushed stainless steel) are available to order, but require a larger 36" (914 mm) wide cutout in order to accommodate the larger doors. Please order RA 421 913 (standard stainless steel doors) and RVA 460 910 (installation accessory).



*Precios expresados en Dólares, no incluyen IVA.

Vario 400 series cooling

PRICE



- 400 series 30" Fridge-freezer combination, dark brushed stainless steel
- Dark brushed stainless steel interior, refined with solid anthracite aluminium elements
- Warm white and glare-free LED light concept for optimal food presentation in all compartments
- Opening assist for door enabling seamless integration without handles
- Flat dark brushed stainless steel inner door
- Flexible positioning of shelves and door racks through hidden rail system
- Solid anthracite aluminum door bins
- Professional freshness system with 2 fresh climate drawers and 1 chilled drawer
- Internal water dispenser with water filter
- Integrated ice maker with fixed water connection
- Spacious, fully extendable freezer compartment including 2 additional interior drawers
- Full touch TFT display
- ENERGY STAR[®] certified
- Sabbath mode certified by Star-K
- Net volume 16.7 cu. ft. (473 liters)

Included accessories

- 1 egg holder with lid
- 1 ice cube scoop
- 2 oak wood bottle holder
- 1 supply hose, 70 7/8" (1.8 m) with 1/4" male compression fitting (standard ice maker connector)

RVB 477 790
fully integrated, 30" (76.2 cm)

\$20,872

RIGHT-hinged, field reversible.



- Panel ready
- Operated with or without handle



- Vario 400 series refrigeration column
- Fully integrated
- Width 36" (91.4 cm)
- Stainless steel interior with solid anthracite aluminium elements
- Warm white and glare-free LED light spots
- Opening assist for door with two options:
 1. Push-to-open function for integration into handleless cabinet front
 2. Pull-to-open function to facilitate opening the door using a handle
- The drawers in the RC and RF models are positioned at the same height. With side-by-side installation, the glass shelves and door bins can be aligned on the same level
- Flat stainless steel inner door, full-length
- Almost invisible rail system for shelves and door bins for flexible positioning
- Solid anthracite aluminium door bins
- One fresh cooling drawer 32°F (0°C) with manually adjustable temperature)and one fresh cooling drawer with manually adjustable humidity
- TFT touch display
- ENERGY STAR[®] certified
- Home Connect™
- Sabbath mode certified by Star-K
- Net volume 20.6 cu.ft.

Included accessories

- 1 egg holder with lid

RC 492 705
fully integrated, 36" (91.4 cm)

\$16,309

RIGHT-hinged, field reversible.



- Panel ready
- Operated with or without handle

Vario 400 series cooling

PRICE



- Vario 400 series refrigeration column
 - Fully integrated
 - Width 30" (76.2 cm)
 - Stainless steel interior with solid anthracite aluminium elements
 - Warm white and glare-free LED light spots
 - Opening assist for door with two options:
 1. Push-to-open function for integration into handleless cabinet front
 2. Pull-to-open function to facilitate opening the door using a handle
 - The drawers in the RC and RF models are positioned at the same height. With side-by-side installation, the glass shelves and door bins can be aligned on the same level
 - Flat stainless steel inner door, full-length
 - Almost invisible rail system for shelves and door bins for flexible positioning
 - Solid anthracite aluminium door bins
 - One fresh cooling drawer 32°F (0°C) with manually adjustable temperature)and one fresh cooling drawer with manually adjustable humidity
 - TFT touch display
 - ENERGY STAR® certified
 - Home Connect™
 - Sabbath mode certified by Star-K
 - Net volume 16.8 cu.ft.
- Included accessories
- 1 egg holder with lid

RC 472 705
fully integrated, 30" (76.2 cm)

\$15,536

RIGHT-hinged, field reversible.



- Panel ready
- Operated with or without handle



- Vario 400 series refrigeration column
 - Fully integrated
 - Width 24" (61 cm)
 - Stainless steel interior with solid anthracite aluminium elements
 - Warm white and glare-free LED light spots
 - Opening assist for door with two options:
 1. Push-to-open function for integration into handleless cabinet front
 2. Pull-to-open function to facilitate opening the door using a handle
 - The drawers in the RC and RF models are positioned at the same height. With side-by-side installation, the glass shelves and door bins can be aligned on the same level
 - Flat stainless steel inner door, full-length
 - Almost invisible rail system for shelves and door bins for flexible positioning
 - Solid anthracite aluminium door bins
 - One fresh cooling drawer 32 °F (0°C) with manually adjustable temperature and one fresh cooling drawer with manually adjustable humidity
 - TFT touch display
 - ENERGY STAR® certified
 - Home Connect™
 - Sabbath mode certified by Star-K
 - Net volume 13.0 cu.ft.
- Included accessories
- 1 egg holder with lid

RC 462 705
fully integrated, 24" (61 cm)

\$14,608

RIGHT-hinged, field reversible.



- Panel ready
- Operated with or without handle

Vario 400 series cooling

PRICE



- Vario 400 series freezer column
- Fully integrated
- Width 36" (91.4 cm)
- Stainless steel interior with solid anthracite aluminium elements
- Warm white and glare-free LED light spots
- Opening assist for door with two options:
 1. Push-to-open function for integration into handleless cabinet front
 2. Pull-to-open function to facilitate opening the door using a handle
- The drawers in the RC and RF models are positioned at the same height. With side-by-side installation, the glass shelves and door bins can be aligned on the same level
- Material and aesthetics of interior as for RC model
 - Glass shelves
 - Solid anthracite aluminium door bins
- Flat stainless steel inner door, full-length
- Almost invisible rail system for shelves and door bins for flexible positioning
- Integrated automatic ice maker with fixed water connection
- TFT touch display
- ENERGY STAR® certified
- Home Connect™
- Sabbath mode certified by Star-K
- Net volume 19.4 cu.ft.

Included accessories

- 1 ice cube scoop
- 1 ice storage container, large
- 1 Accessory for side-by-side installation (RA 460 000)
- 1 supply hose, 47" (1.2 m) with ¼" male compression fitting (standard ice maker connector)

RF 491 705
fully integrated, 36" (91.4 cm)

\$15,649

LEFT-hinged, field reversible.



- Panel ready
- Operated with or without handle



- Vario 400 series freezer column
- Fully integrated
- Width 30" (76.2 cm)
- Stainless steel interior with solid anthracite aluminium elements
- Warm white and glare-free LED light spots
- Opening assist for door with two options:
 1. Push-to-open function for integration into handleless cabinet front
 2. Pull-to-open function to facilitate opening the door using a handle
- The drawers in the RC and RF models are positioned at the same height. With side-by-side installation, the glass shelves and door bins can be aligned on the same level
- Material and aesthetics of interior as for RC model
 - Glass shelves
 - Solid anthracite aluminium door bins
- Flat stainless steel inner door, full-length
- Almost invisible rail system for shelves and door bins for flexible positioning
- Integrated automatic ice maker with fixed water connection
- TFT touch display
- ENERGY STAR® certified
- Home Connect™
- Sabbath mode certified by Star-K
- Net volume 15.8 cu.ft.

Included accessories

- 1 ice cube scoop
- 1 ice storage container, large
- 1 Accessory for side-by-side installation (RA 460 000)
- 1 supply hose, 47" (1.2 m) with ¼" male compression fitting (standard ice maker connector)

RF 471 705
fully integrated, 30" (76.2 cm)

\$14,907

LEFT-hinged, field reversible.



- Panel ready
- Operated with or without handle

Vario 400 series cooling

PRICE



- Vario 400 series freezer column
- Fully integrated
- Width 24" (61 cm)
- Stainless steel interior with solid anthracite aluminium elements
- Warm white and glare-free LED light spots
- Opening assist for door with two options:
 1. Push-to-open function for integration into handleless cabinet front
 2. Pull-to-open function to facilitate opening the door using a handle
- The drawers in the RC and RF models are positioned at the same height. With side-by-side installation, the glass shelves and door bins can be aligned on the same level
- Material and aesthetics of interior as for RC model
 - Glass shelves
 - Solid anthracite aluminium door bins
- Flat stainless steel inner door, full-length
- Almost invisible rail system for shelves for flexible positioning
- Illuminated dispenser for ice cubes, crushed ice and chilled water in the door
- Integrated automatic ice maker with fixed water connection
- Proximity sensor for ice and water dispenser
- TFT touch display
- ENERGY STAR® certified
- Home Connect™
- Sabbath mode certified by Star-K
- Net volume 11.2 cu.ft.

Included accessories

- 1 Accessory for side-by-side installation (RA 460 000)
- 1 supply hose, 47" (1.2 m) with ¼" male compression fitting (standard ice maker connector)

RF 463 707 **\$14,907**
 fully integrated, 24" (61 cm), left hinged

RF 463 707

- Panel ready
- Operated with or without handle
- Left-hinged only



- Vario 400 series freezer column
- Fully integrated
- Width 24" (61 cm)
- Stainless steel interior with solid anthracite aluminium elements
- Warm white and glare-free LED light spots
- Opening assist for door with two options:
 1. Push-to-open function for integration into handleless cabinet front
 2. Pull-to-open function to facilitate opening the door using a handle
- The drawers in the RC and RF models are positioned at the same height. With side-by-side installation, the glass shelves and door bins can be aligned on the same level
- Material and aesthetics of interior as for RC model
 - Glass shelves
 - Solid anthracite aluminium door bins
- Flat stainless steel inner door, full-length
- Almost invisible rail system for shelves and door bins for flexible positioning
- Integrated automatic ice maker with fixed water connection
- TFT touch display
- ENERGY STAR® certified
- Home Connect™
- Sabbath mode certified by Star-K
- Net volume 12.2 cu.ft.

Included accessories

- 1 ice cube scoop
- 1 ice storage container, large
- 1 Accessory for side-by-side installation (RA 460 000)
- 1 supply hose, 47" (1.2 m) with ¼" male compression fitting (standard ice maker connector)

RF 461 705 **\$14,017**
 fully integrated, 24" (61 cm)

LEFT-hinged, field reversible.

- Panel ready
- Operated with or without handle



Vario 400 series cooling

PRICE



- Vario 400 series freezer column
- Fully integrated
- Width 18" (45.7 cm)
- Stainless steel interior with solid anthracite aluminium elements
- Warm white and glare-free LED light spots
- Opening assist for door with two options:
 1. Push-to-open function for integration into handleless cabinet front
 2. Pull-to-open function to facilitate opening the door using a handle
- The drawers in the RC and RF models are positioned at the same height. With side-by-side installation, the glass shelves and door bins can be aligned on the same level
- Material and aesthetics of interior as for RC model
 - Glass shelves
 - Solid anthracite aluminium door bins
- Flat stainless steel inner door, full-length
- Almost invisible rail system for shelves and door bins for flexible positioning
- Integrated automatic ice maker with fixed water connection
- TFT touch display
- ENERGY STAR® certified
- Home Connect™
- Sabbath mode certified by Star-K
- Net volume 8.6 cu.ft.

Included accessories

- 1 ice cube scoop
- 1 ice storage container, large
- 1 Accessory for side-by-side installation (RA 460 000)
- 1 supply hose, 47" (1.2 m) with ¼" male compression fitting (standard ice maker connector)

RF 411 705
fully integrated, 18" (45.7 cm)

\$12,534

LEFT-hinged, field reversible.



- Panel ready
- Operated with or without handle

400 series wine



- Vario 400 series wine climate cabinet
- Fully integrated, with glass door
- Width 24" (61 cm)
- 3 independently controllable climate zones
- Consistent temperatures with exact control from 41 °F to 68 °F (+5 °C to +20 °C)
- Humidity control
- Stainless steel interior
- Fully extendable bottle trays in oak wood and solid aluminium in anthracite
- Bottle trays with hidden telescopic rails
- Warm white and glare-free LED light spots
- 5 preset lighting scenarios, selectable via TFT display
- Opening assist for door with two options:
 1. Push-to-open function for integration into handleless cabinet front
 2. Pull-to-open function to facilitate opening the door using a handle
- Low-vibration operation
- TFT touch display
- Number of standard wine bottles: 99
- Home Connect™
- Sabbath mode certified by Star-K

Included accessories

- 1 Accessory for side-by-side installation (RA 460 000)

RW 466 765
fully integrated, with glass door, 24" (61 cm),
right hinged

\$15,204

- Panel ready
- Operated with or without handle



400 series wine

PRICE



- Vario 400 series wine climate cabinet
 - Fully integrated, with glass door
 - Width 18" (45.7 cm)
 - Two individual temperature zones, both continuously variable
 - Consistent temperatures with exact control from 41 °F to 68 °F (+5 °C to +20 °C)
 - Humidity control
 - Stainless steel interior
 - Fully extendable bottle trays in oak wood and solid aluminium in anthracite
 - Bottle trays with hidden telescopic rails
 - Warm white and glare-free LED light spots
 - 5 preset lighting scenarios, selectable via TFT display
 - Opening assist for door with two options:
 1. Push-to-open function for integration into handleless cabinet front
 2. Pull-to-open function to facilitate opening the door using a handle
 - Low-vibration operation
 - TFT touch display
 - Number of standard wine bottles: 70
 - Home Connect™
 - Sabbath mode certified by Star-K
- Included accessories**
- 1 Accessory for side-by-side installation (RA 460 000)

RW 414 765

fully integrated, with glass door, 18" (45.7 cm), right hinged

\$14,165

- Panel ready
- Operated with or without handle



- 400 series 24" under-counter wine storage unit
- Under-counter wine storage unit with stainless steel-framed glass door
- Width 23 5/8" (60 cm)
- ADA compliant
- Two individual temperature zones, both continuously variable
- Consistent temperatures with exact control from 41 °F to 64 °F
- Extendable bottle trays in beech and aluminum
- LED lighting
- Cushioned door closing system allowing a soft and controlled door closure
- Door lock
- Number of standard wine bottles: 34
- Side-by-side installation possible with special accessory

RW 404 761

stainless steel, 23 5/8" (60 cm), right hinged








\$8,052

Note: Stainless steel door only with handle. Cannot accommodate a custom panel.



Cooling accessories







PRICE

		400 series												Wine		200 series			
		RY 492/RVY 497 36"	RB 492/RVB 497 36"	RB 472/RVB 477 30"	RC 492 705 36"	RC 472 705 30"	RC 462 705 24"	RF 491 705 36"	RF 471 705 30"	RF 463 707 24" IWD	RF 461 705 24"	RF 411 705 18"	RW 466 765 24"	RW 414 765 18"	RW 404 761 23"	RB 282 705 22"			
	<ul style="list-style-type: none"> - Replacement activated charcoal air filter 																	<ul style="list-style-type: none"> • RA 050 220 - Effectively filters odors 	\$162
	<ul style="list-style-type: none"> - Replacement activated charcoal air filter - set of 2 pcs. 	• ¹	• ²	• ³														<ul style="list-style-type: none"> • RVA 450 220 	\$162
	<ul style="list-style-type: none"> - Storage container with transparent lid, anthracite - Egg insert Part No.11031964 	•	•	•	•	•												<ul style="list-style-type: none"> • RA 430 100 - Ideal for storing food in your refrigerator - Transparent lid - Anthracite - Approximately 12.75" x 7" x 3" 	\$94
	<ul style="list-style-type: none"> - Presenter in oak wood and aluminum in anthracite for single bottle display - 1 piece - Includes screw hole cover set RA 430 000. 											•	•					<ul style="list-style-type: none"> • RA 493 060 - Oak wine bottle presenter 	\$81
	<ul style="list-style-type: none"> - Solid oak wood bottle support with magnetic connector 	• ¹	• ²	• ³														<ul style="list-style-type: none"> • RVA 438 040 - set of 1 piece 	\$136
	<ul style="list-style-type: none"> - Presenter in oak wood and aluminum in anthracite for single bottle display - 1 piece - Includes screw hole cover set RA 430 000. 													•	•			<ul style="list-style-type: none"> • RA 430 000 - 8 covers 	\$42
	<ul style="list-style-type: none"> - Ethylene absorber starter kit - For placement in a fresh climate drawer. 	• ¹	• ²	• ³														<ul style="list-style-type: none"> • Part No. 17006999 See One Portal for pricing 	

1 RVY 497 790
 2 RVB 497 790
 3 RVB 477 790

Cooling accessories

PRICE

		400 series										Wine		200 series			
		RY 492/RVY 497 36"	RB 492/RVB 497 36"	RB 472/RVB 477 30"	RC 492 705 36"	RC 472 705 30"	RC 462 705 24"	RF 491 705 36"	RF 471 705 30"	RF 463 707 24" IWD	RF 461 705 24"	RF 411 705 18"	RW 466 765 24"	RW 414 765 18"	RW 404 761 23"	RB 282 705 22"	
	- Ethylene absorber refill kit	• 1	• 2	• 3													Part No. 17007000 See One Portal for pricing
	- Ice storage container, small - For installation with a door opening angle of 90° the delivered ice storage container must be exchanged for the small ice storage container. This must be done prior to fixing the door.							•	•		•	•					RA 448 220 \$136
	- Activated charcoal water filter system for 2007–2020 Vario 400 freezer/bottom mount columns																Part No. 11034152 See Cleaners & Accessories Price List - UltraClarity Filter
	- Activated charcoal water filter for 2021+ Vario 400 freezer/bottom mount columns	•	•	•				•	•	•	•						Part No. 11032531 See Cleaners & Accessories Price List - UltraClarity Pro™ Filter
	- Water filter bypass for home water filtration system.	•	•	•				•	•	•	•						Part No. 11037377 See Cleaners & Accessories Price List - Install this bypass cartridge if you don't want to use a water filter in your refrigeration
	- Removable shelf with oak wood frame - Suitable for decanters and open bottles - Includes screw hole cover set RA 430 000 - For 18" wide appliances.												•				RA 492 160 \$394 - Ideal for decanters and open bottles - Oak frame - Removable

1 RVY 497 790
2 RVB 497 790
3 RVB 477 790

Panel reference guide







Step 1: Columns and Bottom Freezers			Step 2: Panels			Step 3: Handles (for use with custom panels)		
Column type	Width	Door swing type	Custom panel	Stainless steel or dark stainless steel door panels with handles	Stainless steel or dark stainless steel door panels, handleless	Stainless steel handle for refrigerator door 44 ½" (1131 mm)	Stainless steel handle for bottom freezer door 31 ⅞" (810 mm)	Stainless steel handle for bottom freezer door 25 ⅞" (658 mm)
BOTTOM FREEZERS/FRENCH DOOR BOTTOM FREEZERS								
RVY 497 790	35 ½"	n/a	Panel Ready	RVA 421 922 dark stainless RA 421 915 stainless steel	RVA 428 922 dark stainless	RA 425 110	RA 425 910	–
RVB 497 790	35 ½"	Right/Reversible	Panel Ready	RVA 421 920 dark stainless RA 421 913 stainless steel	RVA 428 920 dark stainless	RA 425 110	RA 425 910	–
RVB 477 790	30"	Right/Reversible	Panel Ready	RVA 421 720 dark stainless	RVA 428 720 dark stainless	RA 425 110	–	RA 425 710
400 series refrigeration columns								
RC 492 705	36"	Right/Reversible	Panel Ready	RA 421 914	RA 428 914	RA 425 110	–	–
RC 472 705	30"	Right/Reversible	Panel Ready	RA 421 713	RA 428 713	RA 425 110	–	–
RC 462 705	24"	Right/Reversible	Panel Ready	RA 421 615	RA 428 615	RA 425 110	–	–
400 series freezer columns								
RF 491 705	36"	Left/Reversible	Panel Ready	RA 421 914	RA 428 914	RA 425 110	–	–
RF 471 705	30"	Left/Reversible	Panel Ready	RA 421 713	RA 428 713	RA 425 110	–	–
RF 461 705	24"	Left/Reversible	Panel Ready	RA 421 615	RA 428 615	RA 425 110	–	–
RF 411 705	18"	Left/Reversible	Panel Ready	RA 421 115	RA 428 115	RA 425 110	–	–
400 series freezer columns with ice and water dispenser								
RF 463 707	24"	Left	Panel Ready	RA 422 611	RA 428 811	RA 425 110	–	–
400 series wine climate cabinet								
RW 466 765	24"	Right	Panel Ready	RA 421 617 right-hinged RA 421 616 left-hinged	RA 428 616	RA 425 110	–	–
RW 414 765	18"	Right	Panel Ready	RA 421 117 right-hinged RA 421 116 left-hinged	RA 428 116	RA 425 110	–	–

1 Requires a larger 36" (914 mm) wide cutout in order to accommodate the larger doors. Please order RVA 460 910 (installation accessory).

2 Requires a larger 36" (914 mm) wide cutout in order to accommodate the larger doors. Please order RVA 460 910 (installation accessory).




Cooling accessories

		400 series							Wine		200 series		
		RY 492/RVY 497 36"	RB 492/RVB 497 36"	RC 492/RVC 497 30"	RD 492/RVD 497 30"	RE 492/RVE 497 30"	RF 492/RVF 497 30"	RG 492/RVG 497 30"	RH 492/RVH 497 30"	RW 492/RVW 497 30"	RB 282 705 22"		
	<ul style="list-style-type: none"> - Removable shelf with oak wood frame - Suitable for decanters and open bottles - Includes screw hole cover set RA 430 000 - For 24" wide appliances. 									•	RA 492 660 24"	\$420	
	<ul style="list-style-type: none"> - Bottle support in oak wood for convenient storage of bottles on the division plate - For 18" wide appliances. 										•	RA 498 140 18"	\$94
	<ul style="list-style-type: none"> - Bottle support in oak wood for convenient storage of bottles on the division plate - For 24" wide appliances. 										•	RA 498 640 24"	\$123
	<ul style="list-style-type: none"> - Dark stainless steel door panels, handleless - For RVY 497, panel thickness 3/4" 										• ¹	RVA 428 922 stainless steel, 35 1/2" wide	\$2,308

1 RVY 497 790 only
2 RY 492 705 only

Cooling accessories




PRICE

						400 series						Wine		200 series				
		RY 492/RVY 497 36"	RB 492/RVB 497 36"	RB 472/RVB 477 30"	RC 492 705 36"	RC 472 705 30"	RC 462 705 24"	RF 491 705 36"	RF 471 705 30"	RF 463 707 24" IWD	RF 461 705 24"	RF 411 705 18"	RW 466 765 24"	RW 414 765 18"	RW 404 761 23"	RB 282 705 22"		
	<ul style="list-style-type: none"> - Dark stainless steel door panels, with handle - For RVY 497, panel thickness 3/4". 	• ¹															RVA 421 922 stainless steel, 35 1/2" wide	\$2,308
	<ul style="list-style-type: none"> - Dark stainless steel door panels, handleless - For RVB 497, panel thickness 3/4". 	• ²															RVA 428 920 stainless steel, 35 1/2" wide	\$1,901
	<ul style="list-style-type: none"> - Dark stainless steel door panels, with handle - For RVB 497, panel thickness 3/4". 	• ⁴															RVA 421 920 stainless steel, 35 1/2" wide	\$1,901

- 1 RVY 497 790 only
 2 RVB 497 790 only
 4 RVB 497 790 only

Cooling accessories





PRICE

		400 series										Wine		200 series				
		RY 492/RVY 497 36"	RB 492/RVB 497 36"	RB 472/RVB 477 30"	RC 492 705 36"	RC 472 705 30"	RC 462 705 24"	RF 491 705 36"	RF 471 705 30"	RF 463 707 24" IWD	RF 461 705 24"	RF 411 705 18"	RW 466 765 24"	RW 414 765 18"	RW 404 761 23"	RB 282 705 22"		
	<ul style="list-style-type: none"> - Stainless steel door panel, handleless - For 36" wide appliances, panel thickness 3/4". 				•			•									RA 428 914	\$1,426
	<ul style="list-style-type: none"> - Stainless steel door panel with handle - For 36" wide appliances, panel thickness 3/4". 				•			•									RA 421 914	\$1,426
	<ul style="list-style-type: none"> - Dark stainless steel door panels, handleless - For RVB 477, panel thickness 3/4". 				• ¹												RVA 428 720	\$1,765

1 RVB 477 790 only

Cooling accessories





PRICE

		400 series												Wine		200 series	
		RY 492/RVY 497 36"	RB 492/RVB 497 36"	RB 472/RVB 477 30"	RC 492 705 36"	RC 472 705 30"	RC 462 705 24"	RF 491 705 36"	RF 471 705 30"	RF 461 705 24"	RF 411 705 18"	RW 466 765 24"	RW 414 765 18"	RW 404 761 23"	RB 282 705 22"		
	<ul style="list-style-type: none"> - Dark stainless steel door panels, with handle - For RVB 477, panel thickness 3/4". 			• ¹												RVA 421 720	\$1,765
	<ul style="list-style-type: none"> - Stainless steel door panel, handleless - For 30" wide appliances, panel thickness 3/4". 				•			•								RA 428 713	\$896
	<ul style="list-style-type: none"> - Stainless steel door panel with handle - For 30" wide appliances, panel thickness 3/4". 				•			•								RA 421 713	\$882
	<ul style="list-style-type: none"> - Stainless steel door panel, handleless - For 24" wide appliances, panel thickness 3/4". 						•			•						RA 428 615	\$815

1 RVB 477 790 only





Cooling accessories

PRICE

		400 series										Wine		200 series				
		RY 492/RVY 497 36"	RB 492/RVB 497 36"	RB 472/RVB 477 30"	RC 492 705 36"	RC 472 705 30"	RC 462 705 24"	RF 491 705 36"	RF 471 705 30"	RF 463 707 24" IWD	RF 461 705 24"	RF 411 705 18"	RW 466 765 24"	RW 414 765 18"	RW 404 761 23"	RB 282 705 22"		
	<ul style="list-style-type: none"> - Stainless steel door panel with handle - For 24" wide appliances, panel thickness 3/4". 							•		•							RA 421 615	\$802
	<ul style="list-style-type: none"> - Stainless steel door panel, handleless - For RF 463, panel thickness 3/4". 									•							RA 428 811	\$815
	<ul style="list-style-type: none"> - Stainless steel door panel with handle - For RF 463, panel thickness 3/4". 									•							RA 422 611	\$802
	<ul style="list-style-type: none"> - Stainless steel door panel frame, handleless - For 24" wide appliances, panel thickness 3/4". 											•					RA 428 616	\$815







Cooling accessories

PRICE

				400 series				Wine	200 series					
				RY 492/RVY 497 36"	RB 492/RVB 497 36"	RC 492/RVC 497 36"	RD 492/RVD 497 36"	RE 492/RVE 497 36"	RF 492/RVF 497 36"	RG 492/RVG 497 36"	RH 492/RVH 497 36"	RI 492/RVI 497 36"	RJ 492/RVJ 497 36"	
	<ul style="list-style-type: none"> Stainless steel door panel frame with handle For 24" wide appliances, panel thickness 3/4". 												<ul style="list-style-type: none"> RA 421 617 stainless steel, right-hinged, 24" wide <hr/> <ul style="list-style-type: none"> RA 421 616 stainless steel, left-hinged, 24" wide 	\$815 \$815
	<ul style="list-style-type: none"> Stainless steel door panel, handleless For 18" wide appliances, panel thickness 3/4". 												<ul style="list-style-type: none"> RA 428 115 stainless steel, 18" wide 	\$760
	<ul style="list-style-type: none"> Stainless steel door panel with handle For 18" wide appliances, panel thickness 3/4". 												<ul style="list-style-type: none"> RA 421 115 stainless steel, 18" wide 	\$747
	<ul style="list-style-type: none"> Stainless steel door panel frame, handleless For 18" wide appliances, panel thickness 3/4". 												<ul style="list-style-type: none"> RA 428 116 stainless steel, 18" wide 	\$760









Cooling accessories

PRICE

		400 series										Wine		200 series		
		RY 492/RVY 497 36"	RB 492/RVB 497 36"	RB 472/RVB 477 30"	RC 492 705 36"	RC 472 705 30"	RC 462 705 24"	RF 491 705 36"	RF 471 705 30"	RF 463 707 24" IWD	RF 461 705 24"	RF 411 705 18"	RW 466 765 24"	RW 414 765 18"	RW 404 761 23"	RB 282 705 22"
	<ul style="list-style-type: none"> - Stainless steel door panel frame with handle - For 18" wide appliances, panel thickness 3/4". 															
	<ul style="list-style-type: none"> - RA 421 117 stainless steel, right-hinged, 18" wide \$747 - RA 421 116 stainless steel, left-hinged, 18" wide \$747 															
	<ul style="list-style-type: none"> - Stainless steel handle for refrigerator door - With 3 mounts, length 44 1/2" (1131 mm), drilling distance between each mount 21 13/16" (554 mm). 	•	•	•	•	•	•	•	•	•	•	•	•			
<ul style="list-style-type: none"> - RA 425 110 stainless steel \$204 																
	<ul style="list-style-type: none"> - Stainless steel handle for bottom freezer door - For RB/RVY 492, with 2 mounts, length 31 7/8" (810 mm), drilling distance between the mounts 31" (787 mm). 	•	•													
<ul style="list-style-type: none"> - RA 425 910 stainless steel \$204 																
	<ul style="list-style-type: none"> - Stainless steel handle for bottom freezer door - For RB 472 with 2 mounts, length 25 7/8" (658 mm), drilling distance between the mounts 25 1/16" (637 mm). 			•												
<ul style="list-style-type: none"> - RA 425 710 stainless steel \$204 																
	<ul style="list-style-type: none"> - Installation kit for side-by-side installation for connecting any two columns - Included in delivery for RF and RW. 	•	•	•	•	•	•	•	•	•	•	•	•	•	•	•
<ul style="list-style-type: none"> - RA 460 000 \$136 																
	<ul style="list-style-type: none"> - Additional side heating element - 110 V. Required if appliances are installed with a distance greater than 5/8" and less than 6 5/16" next to each other and for all built-in situations in a very humid environment - Not required if appliances are installed more than 6 5/16" apart from each other. 	•	•	•	•	•	•	•	•	•	•	•	•	•	•	•
<ul style="list-style-type: none"> - RA 460 012 \$815 																












Cooling accessories

PRICE

		400 series												Wine		200 series		
		RY 492/RVY 497 36"	RB 492/RVB 497 36"	RC 492/RVB 477 30"	RC 492 705 36"	RC 472 705 30"	RC 462 705 24"	RF 491 705 36"	RF 471 705 30"	RF 463 707 24" IWD	RF 461 705 24"	RF 411 705 18"	RW 466 765 24"	RW 414 765 18"	RW 404 761 23"	RB 282 705 22"		
	<ul style="list-style-type: none"> - Side-by-side Connection Replacement Kit 36" cutout - Accessory for replacement side-by-side installation in unmodified niche. - Required if a RVY 497 (89.4 cm wide) is installed side-by-side into a niche which was formerly housing a combination including a RY 492, RB 492 or RC 492 (90.8 cm wide). 	•															RVA 460 900	\$543
	<ul style="list-style-type: none"> - Side-by-side 1.1 with Side-by-side 2.0 combination kit - Accessory for side-by-side installation, backward compatible. - Required if a RVY 497 is installed side-by-side with a RY, RB, RC, RF or RW of the Vario cooling 400 series. 	•															RVA 460 020	\$637
	<ul style="list-style-type: none"> - Single Unit Replacement Kit 36" cutout - Required if a RVY 497 (89.4 cm wide) is replacing a RY 492, RB 492 or RC 492 (90.8 cm wide). 	•	•														RVA 460 910	\$407
	<ul style="list-style-type: none"> - Connecting element for custom cabinet fronts when panels are split vertically to create one door front. 				•	•	•	•	•	•	•	•	•	•			RA 460 020	\$204
	<ul style="list-style-type: none"> - Connecting element for custom cabinet fronts for bottom freezer when panels are split vertically to create one door front. 	•	•	•													RA 460 030	\$204
	<ul style="list-style-type: none"> - Used to conceal the gap between the appliance and adjacent cabinet. Long. White powder coated metal. 				•	•	•	•	•	•	•	•	•	•			RA 423 140 stainless steel	\$149
	<ul style="list-style-type: none"> - Side trims long - narrow for standard installation - Side trims, 3 mm. - 2 pieces. 	•	•	•													RVA 423 141	\$204
	<ul style="list-style-type: none"> - Used to conceal the gap between the appliance and adjacent cabinet - 2 pieces, for RY and RB. - White powder coated metal. 	•	•	•													RA 423 340 stainless steel	\$136






Cooling accessories

PRICE

		400 series										Wine		200 series				
		RY 492/RVY 497 36"	RB 492/RVB 497 36"	RC 492/RVB 477 30"	RC 492 705 36"	RC 472 705 30"	RC 462 705 24"	RF 491 705 36"	RF 471 705 30"	RF 463 707 24" IWD	RF 461 705 24"	RF 411 705 18"	RW 466 765 24"	RW 414 765 18"	RW 404 761 23"	RB 282 705 22"		
	<ul style="list-style-type: none"> - Side-by-side Connection Kit for RB and RC (included as standard with RF, RW) - For RVY 497. 	•															RVA 460 000	\$272
	<ul style="list-style-type: none"> - Ventilation grill stainless steel - For 36" wide RC appliances without water filter. 			•			•										RA 464 911	\$449
	<ul style="list-style-type: none"> - Ventilation grill stainless steel - For 36" RF 491 705. 							•									RA 464 914	\$449
	<ul style="list-style-type: none"> - Ventilation grill stainless steel - For 30" wide RC appliances without water filter. 				•												RA 464 711	\$420
	<ul style="list-style-type: none"> - Ventilation grill stainless steel - For 30" RF 471 705. 							•									RA 464 714	\$420
	<ul style="list-style-type: none"> - Ventilation grill stainless steel - For 24" RC and RW appliances without water filter. 					•						•					RA 464 611	\$394
	<ul style="list-style-type: none"> - Ventilation grill stainless steel - For 24" RF 461 705. 									•							RA 464 616	\$394
	<ul style="list-style-type: none"> - Ventilation grill stainless steel - For 24" RF 463 706. IWD, right-hinged 																RA 464 617	\$394
	<ul style="list-style-type: none"> - Ventilation grill stainless steel - For 24" RF 463 707. IWD, left-hinged 								•								RA 464 618	\$394
	<ul style="list-style-type: none"> - Ventilation grill stainless steel - For 18" RW appliances without water filter 											•					RA 464 111	\$326
	<ul style="list-style-type: none"> - Ventilation grill stainless steel - For 18" RF 411 705 										•						RA 464 113	\$326

Cooling accessories

PRICE

		400 series												Wine		200 series			
		RY 492/RVY 497 36"	RB 492/RVB 497 36"	RB 472/RVB 477 30"	RC 492 705 36"	RC 472 705 30"	RC 462 705 24"	RF 491 705 36"	RF 471 705 30"	RF 463 707 24" IWD	RF 461 705 24"	RF 411 705 18"	RW 466 765 24"	RW 414 765 18"	RW 404 761 23"	RB 282 705 22"			
	<ul style="list-style-type: none"> - Accessory for side-by-side installation of two under-counter wine climate cabinets. 																	RA 097 600 stainless steel	\$352
	<ul style="list-style-type: none"> - Door lock for RW 414/464 wine storage unit - (Includes a special drill kit). 																	RA 420 010 stainless steel	\$352
	<ul style="list-style-type: none"> - Heavy duty hinge support for a maximum door weight of 59 lb (27 kg) 																	RA 260 000 stainless steel	\$110
	<ul style="list-style-type: none"> - Fully extendable bottle trays with hidden telescopic rails in oak wood and solid aluminum in anthracite - For 18" wide appliances. 																	RA491161 stainless steel, 18" wide	\$352
	<ul style="list-style-type: none"> - Fully extendable bottle trays with hidden telescopic rails in oak wood and solid aluminum in anthracite - For 24" wide appliances. 																	RA491661 stainless steel, 24" wide	\$407

400 series dishwashers

PRICE



- Dishwasher 400 series
- Fully integrated
- Euro Tub, appliance height 32 ³/₁₆"
- Tall Tub, appliance height 34 ¹/₈"
- Optimal protection for sensitive glassware by low temperature drying with zeolite, optimized basket design and intelligent water softening
- 8 programs with aqua sensor and 4 options, such as Power for cleaning and drying dishes in one hour and Intensive for particularly thorough cleaning in the lower basket
- Flexible basket system with smooth running rails on all levels and cushioned closing of the upper and lower basket
- Perfectly illuminated interior
- Push-to-open function for perfect integration into handleless custom cabinet fronts
- 3rd rack for cutlery
- Remaining time projection onto the kitchen floor
- Very quiet: 42 dB
- ENERGY STAR® certified
- Home Connect™

Included accessories

- 1 baking tray spray head
- 1 Gastronorm container inserts
- 1 holder for long-stemmed glasses

DF 480 701 \$5,390
fully integrated, Euro Tub, ADA compliant

DF 481 701 \$5,390
fully integrated, Tall Tub

DF 480 700/701
- Euro Tub ADA Compliant



DF 481 700/701
- Tall Tub



- Flexible hinge dishwasher 400 series
- Fully integrated with flexible hinge
- Euro Tub, appliance height 32 ³/₁₆"
- Tall Tub, appliance height 34 ¹/₈"
- Optimal protection for sensitive glassware by low temperature drying with zeolite, optimized basket design and intelligent water softening
- 8 programs with aqua sensor and 4 options, such as Power for cleaning and drying dishes in one hour and Intensive for particularly thorough cleaning in the lower basket
- Flexible basket system with smooth running rails on all levels and cushioned closing of the upper and lower basket
- Perfectly illuminated interior
- Push-to-open function for perfect integration into handleless custom cabinet fronts
- 3rd rack for cutlery
- Flexible hinge for reduced toe-kick height to as low as 1 ¹⁵/₁₆" (50 mm)
- Lateral Info-Light
- Very quiet: 42 dB
- ENERGY STAR® certified
- Home Connect™

Included accessories

- 1 baking tray spray head
- 1 Gastronorm container inserts
- 1 holder for long-stemmed glasses

DF 480 701F \$5,390
fully integrated, Euro Tub, ADA compliant

DF 481 701F \$5,390
fully integrated, Tall Tub

DF 480 700F/701F
- Euro Tub ADA Compliant



DF 481 700F/701F
- Tall Tub

200 series dishwashers



- Dishwasher 200 series
- Fully integrated
- Euro Tub, appliance height 32 ³/₁₆"
- Tall Tub, appliance height 34 ¹/₈"
- 6 programs with aqua sensor and 3 options, such as Power to reduce the cycle time and Intensive for particularly thorough cleaning in the lower basket
- Flexible basket system
- Bright interior lighting
- 3rd rack for cutlery and utensils
- Very quiet: 42 dB
- ENERGY STAR® certified
- Home Connect™

Included accessories

- 1 tray spray head

DF 210 701 \$3,017
fully integrated, Euro Tub, ADA compliant

DF 211 701 \$3,017
fully integrated, Tall Tub






DF 210 701
- Euro Tub ADA Compliant



DF 211 701
- Tall Tub




Dishwasher accessories

PRICE

	400 series				200 series		
	DF 480 701	DF 481 701	DF 480 701F	DF 481 701F	DF 210 701	DF 211 701	
 <ul style="list-style-type: none"> - Stainless steel trim kit for all DF 210/ DF 480 dishwashers - Set of 2, for left and right. 	•		•				DA 020 011 fully integrated, for Euro Tub \$162
 <ul style="list-style-type: none"> - Stainless steel trim kit for all DF 210/ DF 480 dishwashers - Set of 2, for left and right. 		•		•			DA 020 111 fully integrated, for Tall Tub \$162
 <ul style="list-style-type: none"> - 3rd basket - For DF 211 dishwasher - 3rd loading level above the upper basket - For small bowls, cups and cooking utensils - Movable knife shelf. 					•		DA 045 060 \$245 <ul style="list-style-type: none"> - Ideal for washing large cutlery pieces, cooking utensils, small bowls, and espresso cups - To be placed above upper rack - Removable knife shelf
 <ul style="list-style-type: none"> - 3rd basket - With smooth running rails - For DF 481 / DF 481 F dishwasher - 3rd loading level above the upper basket - For small bowls, cups and cooking utensils - Movable knife shelf. 		•		•			DA 045 061 \$245 <ul style="list-style-type: none"> - Ideal for washing large cutlery pieces, cooking utensils, small bowls, and espresso cups - To be placed above upper rack - Removable knife shelf
 <ul style="list-style-type: none"> - Silvercare cartridge for all dishwashers - Made of aluminium to protect silverware from corrosion - Easy use of cartridge in the cutlery basket - W x H x D in inches 2 1/16" x 8 9/16" x 1 7/8". 	•	•	•	•	•	•	DA 042 030 \$81 <ul style="list-style-type: none"> - Aluminum cassette protects silver cutlery from corrosion - Simply put your silverware into the cassette. Cassette fits easily in the cutlery basket - 8" x 2.25" x 1.6"
 <ul style="list-style-type: none"> - Holder for long-stemmed glasses - Offers safe positioning for up to four long-stemmed glasses during the dishwashing process and ensures an optimal cleaning result - For positioning in the lower basket 	•	•	•	•	•	•	DA 043 000 \$55 <ul style="list-style-type: none"> - Helps hold delicate glasses in place for a thorough cleaning - Holds 4 long-stemmed glasses - Used on lower dishwasher rack

Dishwasher accessories

PRICE

	400 series				200 series				
	DF-480 701	DF-481 701	DF-480 701F	DF-481 701F	DF-210 701	DF-211 701			
 <ul style="list-style-type: none"> - Stainless steel-backed full glass door for tall tub dishwashers - Height adjustable by 2" (49 mm), height 28 3/8" - 30 1/4" (72 to 76.9 cm) - W x D in cm: 23 1/4" x 3/4" (59 x 1.9 cm) - Handle: W x D x Ø in: 17 1/16" x 1 5/16" x 9/16" (45 x 4.9 x 1.4 cm). 		•				•	DA 231 110	\$924	
 <ul style="list-style-type: none"> - Handle bar with 2 mounts, stainless steel, length 17 1/16, drilling distance 16 1/16 						•	•	GH 045 010	\$94
 <ul style="list-style-type: none"> - Aqua stop extension (78" long) For all models - Extends the water supply and waste hose up to 10' - Necessary if distance from water connection to dishwasher is more than 47 1/4". Extension for water inlet and outlet (2 m long). 	•	•	•	•	•	•	GZ 010 011	\$136	